

Tall Wine Cabinets VWM198PBA

PRODUCT DIMENSIONS

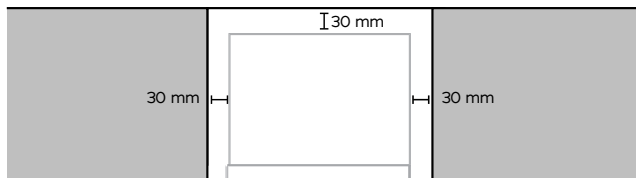


Product Dimensions	Product Height (mm)	Product Width (mm)	Product Depth* (Door Closed)	Product Depth* (Door Open)	Door Angle (Degrees)
VWM198PBA	1860	595	610	1072	140

* Includes electrical box at rear of product + door

INSTALLATION OPTIONS

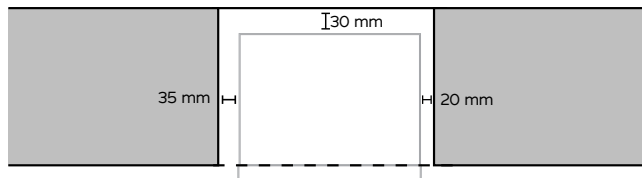
Front of Wine Cabinet body in line with cabinetry (flush)



Top Gap* : 50mm

Minimum Cabinetry Opening (WxDxH) : 655mm x 640mm x 1910mm

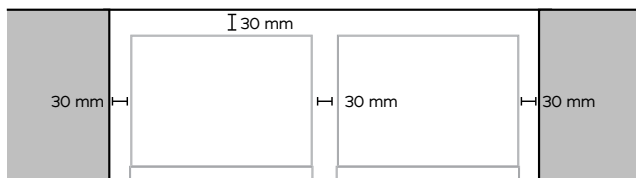
Front of Wine Cabinet body protruding from cabinetry (proud)



Top Gap* : 50mm

Minimum Cabinetry Opening (WxDxH) : 650mm x 640mm x 1910mm

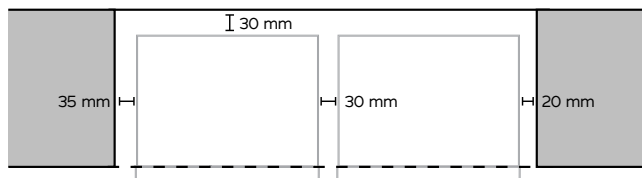
Front of Wine Cabinet body in line with cabinetry (flush) : Side by Side Installation



Top Gap* : 50mm

Minimum Cabinetry Opening (WxDxH) : 1320mm x 640mm x 1910mm

Front of Wine Cabinet body protruding from cabinetry (proud) : Side by Side Installation



Top Gap* : 50mm

Minimum Cabinetry Opening (WxDxH) : 1310mm x 640mm x 1910mm

* For door proud installation - the depth of the door (54mm) does not need to be included

* If a vertical vent space (Vx) of 100mm is provided, then a minimum top ventilation gap (Tx) of 50mm is sufficient, but otherwise minimum Tx of 100mm is required.

** 30mm is required on non hinge side for easy access opening of the door