

Rubine™

ITALIA

REDEFINE THE WAY OF LIFE



SCAN HERE TO
DOWNLOAD
THIS COPY

REDEFINE YOUR
KITCHEN EXPERIENCE

NEW DESIGNER SLANTED HOOD

NEORA

ENHANCED EXTRACTION WITH **H²MELTZ TECHNOLOGY**



RCH-NEORA-90BL



H²MELTZ TECHNOLOGY

Activate for 10 minutes to melt stubborn grease at 80°C.



QUICK EXTRACTION

The perfect position of the extraction chamber provides powerful suction that absorbs smoke, grease & odour quickly while you cook.



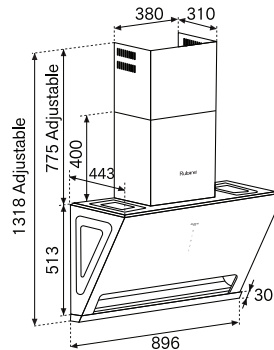
NEW

RCH-NEORA-90BL



Type	Slanted Hood
Suction power	1,600 m3/hr
Control panel type	Sensor Touch
Extraction speed	2 + 1 (X-Boost)
Oil filter type	Ergonomic Baffle
Oil cup/trap	Yes (outer)
Charcoal filter	√
Lamp	2 (LED)
Delay timer	√
Product Dimension (W x D x H mm)	896 x 443 x 943-1318

- 1600m³/hr Suction Power
- 2+1 Extraction Speed
- 2 (LED) Lamp
- Quick Extraction
- H²Meltz (Heating Pad)
- X-Boost
- Recirculating
- DC-18 Ducting



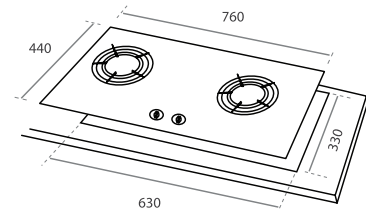
[LP] WM : RM 1,780
EM : RM 1,890

RGH-VISTA2B-BL



Flame power (kW)	L:5.0 R:5.0
Flame style	Vortex / Twister
Surface material	Tempered Glass
Burner material	SS + Brass
FFD protection	√
Ignition	Battery
Type of gas	LPG
Pan support	Cast Iron
Wok stand	√
Product Dimension (W x D mm)	760 x 440
Cut-out Dimension (W x D mm)	630 x 330

- 5.0kW Flame Power
- Flame Failure Device (FFD) Protection
- Battery Ignition
- Vortex Flame Style



[LP] WM : RM 780
EM : RM 830

WM : RM 2,308
EM : RM 2,448

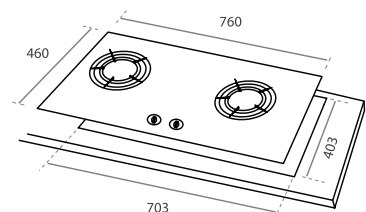
UPGRADE TO 3 BURNERS VISTA3B
ADD ON
WM : RM190
EM : RM200
2 ITEMS NOW

RGH-FIGATA2B-BL



Flame power (kW)	L:5.0 R:5.0
Flame style	Dritto / Straight
Surface material	Tempered Glass
Burner material	Brass
FFD protection	√
Ignition	Battery
Type of gas	LPG
Pan support	Cast Iron
Wok stand	√
Product Dimension (W x D mm)	760 x 460
Cut-out Dimension (W x D mm)	703 x 403

- 5.0kW Flame Power
- Flame Failure Device (FFD) Protection
- Battery Ignition
- Dritto Flame Style
- Convex Burner Plate



[LP] WM : RM 800
EM : RM 850

WM : RM 2,328
EM : RM 2,468

2 ITEMS NOW

COMPACT SLANTED HOOD


CASSERA

RCH-CASSERA-90BL

WITH COOL BREEZE TECHNOLOGY



H²MELTZ TECHNOLOGY



CUT DOWN

80%
CLEANING
TIME



Activate for 15 minutes
to melt stubborn grease
at 80°C.




RCH-CASSERA-90BL

Suction Power: 1,650m³/hr



COOL BREEZE TECHNOLOGY



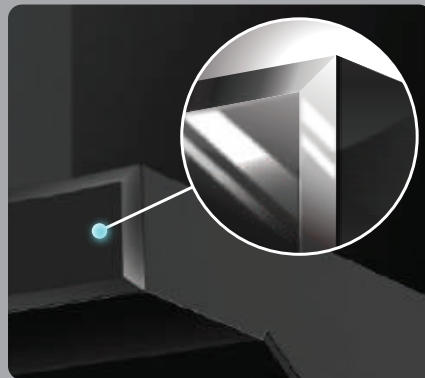
SOOTHING
COOL
BREEZE

ULTRA STRONG
EXTRACTION

Cool breeze blowing from the upper chamber provides you with a soothing and more comfortable cooking environment.



BEVELED GLASS PANEL



Our beveled glass design brings modernity to your kitchen.



SMART SENSOR



SMART SENSOR DETECTION
EXTRACTION SPEED WILL CHANGE
WITH JUST A WAVE OF PALM

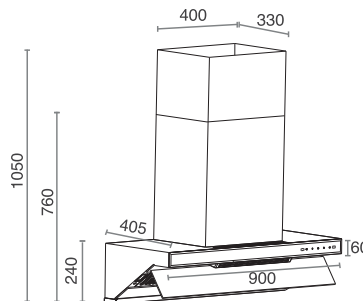
With a wave of your palm, you can turn on the X-Boost mode, with a wave in an opposite direction to turn it off.

RCH-CASSERA-90BL



Type	Compact Slanted Hood
Suction power	1,650 m3/hr
Control panel type	Sensor Touch
Extraction speed	2 + 1 (X-Boost)
Oil filter type	Ergonomic Baffle
Oil cup/trap	Yes (outer)
Charcoal filter	√
Lamp	2 (LED)
Delay timer	√
Product Dimension (W x D x H mm)	900 x 405 x 760-1050

- 1650m³/hr Suction Power
- 2+1 Extraction Speed
- 2 (LED) Lamp
- Cool Breeze
- Beveled Glass Panel
- Smart Sensor
- H²Meltz (Heating Pad)
- Recirculating
- X-Boost
- DC-18 Ducting



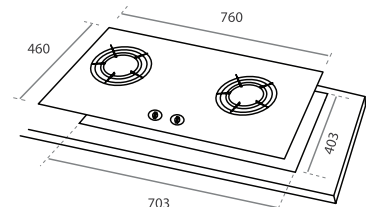
[LP] WM : RM2,820
EM : RM2,990

RGH-FIGATA2B-BL



- 5,0kW Flame Power
- Flame Failure Device (FFD) Protection
- Battery Ignition
- Dritto Flame Style
- Convex Burner Plate

Flame power (kW)	L:5.0 R:5.0
Flame style	Dritto / Straight
Surface material	Tempered Glass
Burner material	Brass
FFD protection	√
Ignition	Battery
Type of gas	LPG
Pan support	Cast Iron
Wok stand	√
Product Dimension (W x D mm)	760 x 460
Cut-out Dimension (W x D mm)	703 x 403



[LP] WM : RM800
EM : RM850
WM : RM 3,268
EM : RM 3,458

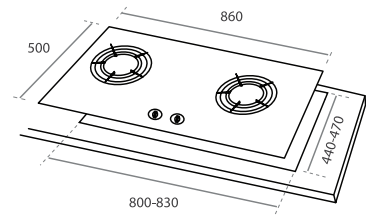
2 ITEMS NOW

RGH-DAKKA2B-BL



- 6.3kW Flame Power
- 8-Flame Level
- Battery Ignition
- Flame Failure Device (FFD) Protection
- TRIO Ring
- Dritto Flame Style
- Timer
- Smart/Auto Ignition
- Flexi Cut-out

Flame power (kW)	L:6.3 R:6.3
Flame style	Dritto Flame
Surface material	Tempered Glass
Burner material	Brass
FFD protection	√
Ignition	Battery
Type of gas	LPG
Pan support	Cast Iron
Wok stand	√
Product Dimension (W x D mm)	860 x 500
Cut-out Dimension (W x D mm)	800-830 x 440-470



[LP] WM : RM 1,730
EM : RM 1,840
WM : RM 4,098
EM : RM 4,338

2 ITEMS NOW

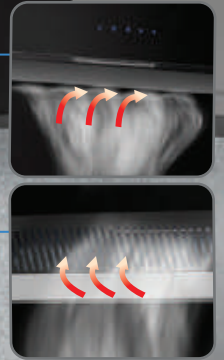
ASPIRA

RCH-ASPIRA-90SS

EXCELLENT EXTRACTION SYSTEM WITH
DUAL SUCTION TECHNOLOGY

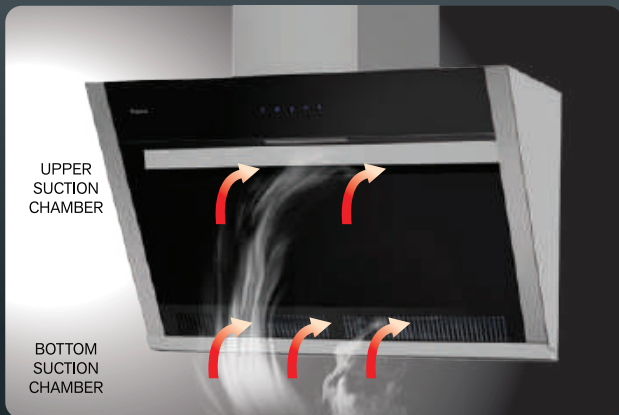


DUAL SUCTION
CHAMBER
FOR EXCELLENT &
COMPLETE
EXTRACTION



DUAL
SUCTION

DUAL SUCTION



UPPER
SUCTION
CHAMBER

BOTTOM
SUCTION
CHAMBER

The new hood comes with dual suction zones for quicker and more powerful extraction.



SMART
SENSOR

SMART SENSOR



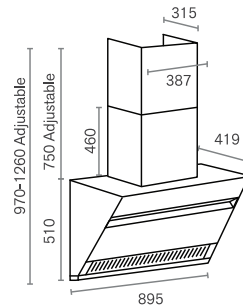
SMART SENSOR DETECTION
WITH JUST A WAVE OF PALM

With a wave of your palm, you can turn on/off the hood without having to touch the control panel.

RCH-ASPIRA-90SS



Type	Slanted Hood
Suction power	1,500 m3/hr
Control panel type	Sensor Touch
Extraction speed	2 + 1 (X-Boost)
Oil filter type	Ergonomic Baffle
Oil cup/trap	Yes (outer)
Charcoal filter	√
Lamp	1 (LED)
Delay timer	√
Product Dimension (W x D x H mm)	895 x 419 x 970-1260



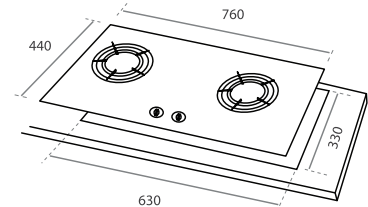
- 1500m³/hr Suction Power
- 2+1 Extraction Speed
- 1 (LED) Lamp
- Smart Sensor
- X-Boost
- Recirculating
- DC-18 Ducting
- Dual Suction

[LP] WM : RM2,000
EM : RM2,120

RGH-VISTA2B-BL



Flame power (kW)	L:5.0 R:5.0
Flame style	Vortex / Twister
Surface material	Tempered Glass
Burner material	SS + Brass
FFD protection	√
Ignition	Battery
Type of gas	LPG
Pan support	Cast Iron
Wok stand	√
Product Dimension (W x D mm)	760 x 440
Cut-out Dimension (W x D mm)	630 x 330



- 5.0kW Flame Power
- Flame Failure Device (FFD) Protection
- Battery Ignition
- Vortex Flame Style

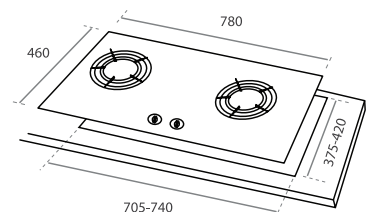
[LP] WM : RM 780
EM : RM 830
WM : RM 2,508
EM : RM 2,658

UPGRADE TO 3 BURNERS VISTA3B
ADD ON
 WM : RM190
 EM : RM200
2 ITEMS NOW

RGH-TREZZA2B-BL



Flame power (kW)	L:6.3 R:6.3
Flame style	Dritto Flame
Surface material	Tempered Glass
Burner material	Brass
FFD protection	√
Ignition	Battery
Type of gas	LPG
Pan support	Cast Iron
Wok stand	√
Product Dimension (W x D mm)	780 x 460
Cut-out Dimension (W x D mm)	705-740 x 375-420



- 6.3kW Flame Power
- 8-Flame Level
- Battery Ignition
- Flame Failure Device (FFD) Protection
- TRIO Ring
- Dritto Flame Style
- Smart/Auto Ignition
- Flexi Cut-out

[LP] WM : RM 1,420
EM : RM 1,510
WM : RM 3,078
EM : RM 3,268

2 ITEMS NOW

NEW

V-series

PREMIUM ELECTRIC HOB WITH **KONSTEC** HEAT CONTROL



BEVELED GLASS



AL ALUMINIUM FRAME



SC Glass

SCHOTT CERAN® (Germany)

SCHOTT CERAN® BEVELED GLASS WITH ALUMINIUM FRAME

Environmentally friendly, highly durable with unsurpassed quality, Schott Ceran® offers just the perfect solution for modern cooking. Beveled glass with aluminium frame exudes elegance & add stylishness to your kitchen.



PRODUCT FEATURED: RCH-VALIDO44-BL



E.G.O HEATING ELEMENT

German made E.G.O heating element provides excellent reliability & durability.




KONSTEC HEAT CONTROL



OVER HEATING PROTECTION

KONSTEC HEAT CONTROL WITH OVERHEATING PROTECTION

With **KONSTEC** heat control technology, the temperature is electronically controlled to provide constant and more uniform distribution of cooking heat. It also comes with a built-in overheat protection sensor to provide extra safety and avoid the vitro-ceramic glass surface being damaged by overheating.



ELECTRIC HOB TOP-UP


Upgrade From VISTA2B Package

For Built-in Electric Hob

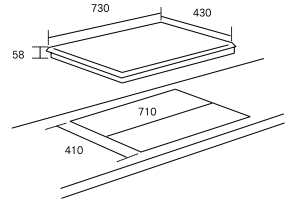
NEW // RCH-VALIDO44-BL



SCHOTT CERAN®
Beveled Glass with
Aluminium Frame



Type / Series	Hybrid - Horizontal
Energy Power Level (kW)	L: 2.2 (X-Boost) R: 2.2
Power Level	9
Surface Material	Vitro-Ceramic Glass
Timer	✓
Safety Lock	✓
Product Dimension (WxDxHmm)	730 x 430 x 58
Cut-out Dimension (WxDmm)	710 x 410



[LP] WM : RM 2,450
EM : RM 2,600

WM : **RM 1,500**
EM : **RM 1,590**

Only Add On

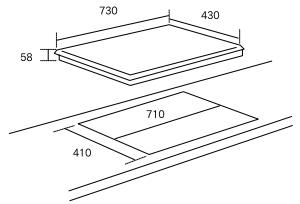
NEW // RIH-VELOCE44-BL



SCHOTT CERAN®
Beveled Glass with
Aluminium Frame



Type / Series	Induction - Horizontal
Energy Power Level (kW)	L:2.2 R:2.2
Power Level	9
Surface Material	Vitro-Ceramic Glass
Timer	✓
Safety Lock	✓
Product Dimension (WxDxHmm)	730 x 430 x 58
Cut-out Dimension (WxDmm)	710 x 410



[LP] WM : RM 2,230
EM : RM 2,370

WM : **RM 1,300**
EM : **RM 1,380**

Only Add On

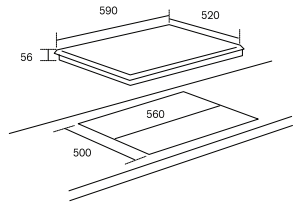
NEW // RIH-VELOCE58-BL



Aluminium Frame



Type / Series	Induction - European
Energy Power Level (kW)	LF: 2.0 LR: 1.5 R: 2.3
Power Level	9
Surface Material	Vitro-Ceramic Glass
Timer	✓
Safety Lock	✓
Product Dimension (WxDxHmm)	590 x 520 x 56
Cut-out Dimension (WxDmm)	560 x 500



[LP] WM : RM 2,000
EM : RM 2,120

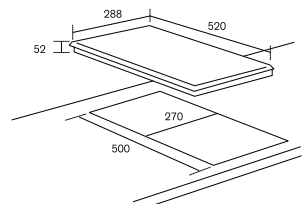
WM : **RM 1,090**
EM : **RM 1,160**

Only Add On

NEW // RCE-VULCAN30-BL



Type / Series	Ceramic - Domino
Energy Power Level (kW)	F:1.2 R:1.8
Power Level	9
Surface Material	Vitro-Ceramic Glass
Timer	✓
Safety Lock	✓
Product Dimension (WxDxHmm)	288 x 520 x 52
Cut-out Dimension (WxDmm)	270 x 500



[LP] WM : RM 1,200
EM : RM 1,270

WM : **RM 370**
EM : **RM 390**

Only Add On

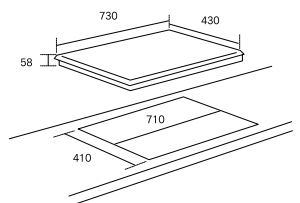
NEW // RCE-VULCAN40-BL



Beveled Glass with
Aluminium Frame



Type / Series	Ceramic - Horizontal
Energy Power Level (kW)	L:1.8 R:2.2
Power Level	9
Surface Material	Vitro-Ceramic Glass
Timer	✓
Safety Lock	✓
Product Dimension (WxDxHmm)	730 x 430 x 58
Cut-out Dimension (WxDmm)	710 x 410



[LP] WM : RM 1,490
EM : RM 1,580

WM : **RM 630**
EM : **RM 670**

Only Add On

TRIO
SERIES


DAKKA & TREZZA

The Perfect Gas Hob for Your Kitchen



HIGH FLAME POWER

Flame power & heat efficiency is the core for fast cooking. Our unique triple-ring burner

is rated at **6.3KW** 

TRIO | TRIPLE RING

Unique triple ring burner



Level 1
Flame for heat preservation



Level 2
Flame for stew



Level 3
Flame for cooking soup



Level 4
Flame for frying



Level 5
Flame for steam



Level 6
Synchronous flame (Min)



Level 7
Synchronous flame (Middle)



Level 8
Maximum flame for stir frying

8 Flame Level:

There are 8 levels of fire settings to suit various types of cooking needs. Clockwise operation – inner, center & outer ring can be adjusted synchronously. Anti-clockwise – flame will extinguish progressively from outer to center ring, the inner ring remains at the lowest flame level for heat preservation.

Synchronous Flame:

Most conventional hobs in the market suffer from uneven flame output which resulted in under or over-cooked on certain parts of the cookware. Our TRIO triple ring burner ensures synchronous flames and even distribution of heat which make cooking so much easier.



SMART TIMER

Independent digital timer control for both sides, up to **180** minutes.

FLEXIBLE CUT-OUT

To fit different cut-out sizes, convenient for hob replacement.




SMART IGNITION

Our smart ignition technology allows you to just press & turn the knob to your desirable flame setting and it will ignite automatically.

EUROPEAN PREMIUM DESIGN

Enhance the aesthetics of your kitchen with our latest square pan support design, premium looking and practical.





RGH-DAKKA2B-BL

6.3 (L) ; 6.3 (R)

Dritto Flame

Tempered glass

Brass

✓

Battery

LPG

Cast Iron

✓

860 x 500

800-830 x 440 - 470

Specification

Flame power (kw)

Flame Style

Surface Material

Burner Material

FFD protection

Ignition

Type of gas

Pan Support

Wok Stand

Glass Size (mm)

Cut-out size (mm)

RGH-TREZZA2B-BL

6.3 (L) ; 6.3 (R)

Dritto Flame

Tempered glass

Brass

✓

Battery

LPG

Cast Iron

✓

780 x 460

705 - 740 x 375 - 420

USP

✓

✓

✓

✓

✓

TriO Ring

8 Flame Level

Timer Control

Flexible cut-out

Smart Ignition

✓

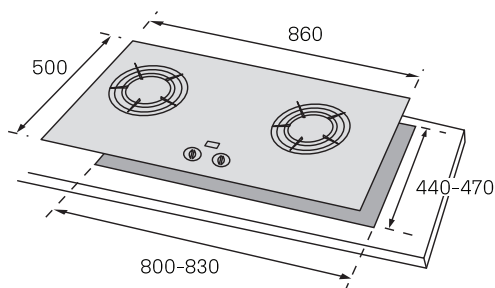
✓

X

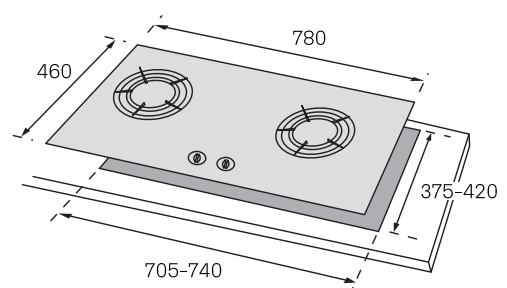
✓

✓

Product Diagram



RGH-DAKKA2B-BL

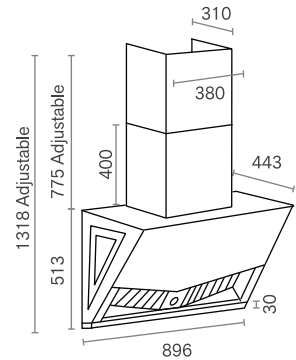


RGH-TREZZA2B-BL



RCH-MARK-90BL

Type	Slanted Hood
Suction power	1,400 m3/hr
Control panel type	Sensor Touch
Extraction speed	2
Oil filter type	Ergonomic Baffle
Oil cup/trap	Yes (outer)
Charcoal filter	✓
Lamp	1 (LED)
Delay timer	✓
Product Dimension (W x D x H mm)	896 x 443 x 943-1318



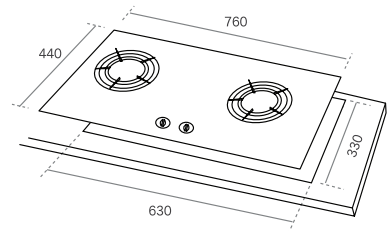
- 1400m³/hr Suction Power
- 2 Extraction Speed
- 1 (LED) Lamp
- Recirculating
- DC-18 Ducting
- Quick Extraction

[LP] WM : RM 1,480
EM : RM 1,570

RGH-BRAVA2B-BL



Flame power (kW)	L:4.5 R:4.5
Flame style	Vortex / Twister
Surface material	Tempered Glass
Burner material	SS + Brass
FFD protection	✓
Ignition	Battery
Type of gas	LPG
Pan support	Cast Iron
Wok stand	✓
Product Dimension (W x D mm)	760 x 440
Cut-out Dimension (W x D mm)	630 x 330



- 4.5kW Flame Power
- Flame Failure Device (FFD) Protection
- Battery Ignition
- Vortex Flame Style

[LP] WM : RM 750
EM : RM 800

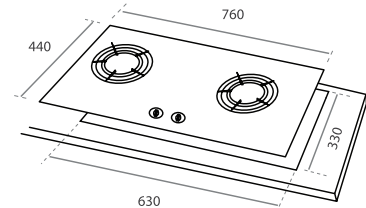
WM : **RM 2,008**
EM : **RM 2,128**

2 ITEMS NOW

RGH-VISTA2B-BL



Flame power (kW)	L:5.0 R:5.0
Flame style	Vortex / Twister
Surface material	Tempered Glass
Burner material	SS + Brass
FFD protection	✓
Ignition	Battery
Type of gas	LPG
Pan support	Cast Iron
Wok stand	✓
Product Dimension (W x D mm)	760 x 440
Cut-out Dimension (W x D mm)	630 x 330



- 5.0kW Flame Power
- Flame Failure Device (FFD) Protection
- Battery Ignition
- Vortex Flame Style

[LP] WM : RM 780
EM : RM 830

WM : **RM 2,038**
EM : **RM 2,158**

UPGRADE TO 3 BURNERS VISTA3B

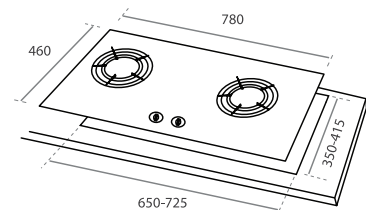
ADD ON
WM : RM 190
EM : RM 200

2 ITEMS NOW

RGH-FOTEZ2B-BLFX



Flame power (kW)	L:5.0 R:5.0
Flame style	Dritto / Straight
Surface material	Tempered Glass
Burner material	Brass
FFD protection	✓
Ignition	Battery
Type of gas	LPG
Pan support	Cast Iron
Wok stand	Cast Iron
Product Dimension (W x D mm)	780 x 460
Cut-out Dimension (W x D mm)	650-725 x 350-415



- 5.0kW Flame Power
- Flame Failure Device (FFD) Protection
- Battery Ignition
- Dritto Flame Style
- Smart/Auto Ignition
- Flexi Cut-out
- Wind-guard Stand

[LP] WM : RM 1,630
EM : RM 1,730

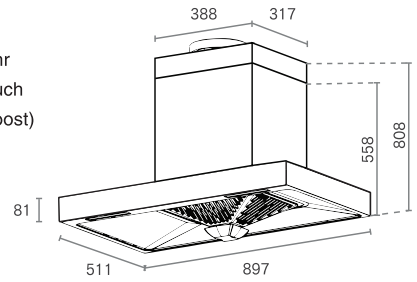
WM : **RM 2,798**
EM : **RM 2,968**

2 ITEMS NOW

RCH-BOXLINE X-90SS




Type T - Hood
 Suction power 1,400 m3/hr
 Control panel type Sensor Touch
 Extraction speed 2 + 1 (X-boost)
 Oil filter type Pyramidal
 Oil cup/trap Yes (outer)
 Charcoal filter ✓
 Lamp 2 (LED)
 Delay timer ✓
 Product Dimension (W x D x H mm) 897 x 511 x 558-808



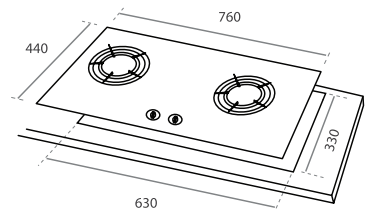
- 1400m³/hr Suction Power
- 2+1 Extraction Speed
- 2 (LED) Lamp
- Recirculating
- DC-18 Ducting
- DC-18 Ducting
- X-Boost
- Beveled Glass Panel
- Invisible Control Panel
- Easy Maintenance

[LP] WM : RM 1,660
 EM : RM 1,760

RGH-VISTA2B-BL



Flame power (kW) L:5.0 R:5.0
 Flame style Vortex / Twister
 Surface material Tempered Glass
 Burner material SS + Brass
 FFD protection ✓
 Ignition Battery
 Type of gas LPG
 Pan support Cast Iron
 Wok stand ✓
 Product Dimension (W x D mm) 760 x 440
 Cut-out Dimension (W x D mm) 630 x 330



- 5.0kW Flame Power
- Flame Failure Device (FFD) Protection
- Battery Ignition
- Vortex Flame Style

[LP] WM : RM 780
 EM : RM 830

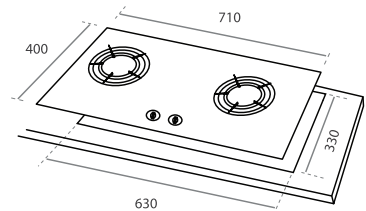
WM : RM 2,198
 EM : RM 2,328

UPGRADE TO 3 BURNERS VISTA3B
 ADD ON
 WM : RM 190
 EM : RM 200
2 ITEMS NOW

RGH-ENYA2B-SS



Flame power (kW) L:5.0 R:5.0
 Flame style Dritto / Straight
 Surface material Stainless Steel
 Burner material Brass
 FFD protection ✓
 Ignition Battery
 Type of gas LPG
 Pan support Cast Iron
 Wok stand ✓
 Product Dimension (W x D mm) 710 x 400
 Cut-out Dimension (W x D mm) 630 x 330



- 5.0kW Flame Power
- Flame Failure Device (FFD) Protection
- Battery Ignition
- Dritto Flame Style

[LP] WM : RM 810
 EM : RM 860

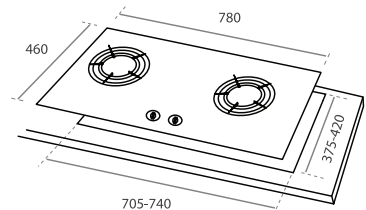
WM : RM 2,228
 EM : RM 2,358

2 ITEMS NOW

RGH-TREZZA2B-BL



Flame power (kW) L:6.3 R:6.3
 Flame style Dritto Flame
 Surface material Tempered Glass
 Burner material Brass
 FFD protection ✓
 Ignition Battery
 Type of gas LPG
 Pan support Cast Iron
 Wok stand ✓
 Product Dimension (W x D mm) 780 x 460
 Cut-out Dimension (W x D mm) 705-740 x 375-420



- 6.3kW Flame Power
- 8-Level
- Battery Ignition
- Flame Failure Device (FFD) Protection
- TRIO Ring
- Dritto Flame Style
- Smart/Auto Ignition
- Flexi Cut-out

[LP] WM : RM 1,420
 EM : RM 1,510

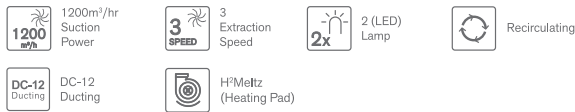
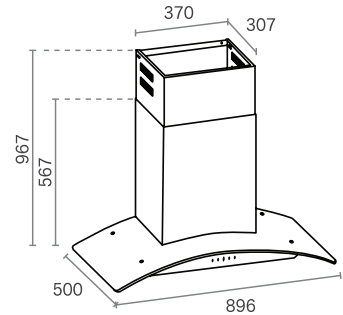
WM : RM 2,768
 EM : RM 2,938

2 ITEMS NOW

RCH-MARIA-SS




Type	Arch-Glass
Suction power	1,200 m3/hr
Control panel type	Sensor Touch
Extraction speed	3
Oil filter type	Pyramidal
Oil cup/trap	Yes (outer)
Charcoal filter	✓
Lamp	2 (LED)
Delay timer	✓
Product Dimension (W x D x H mm)	896 x 500 x 567-967

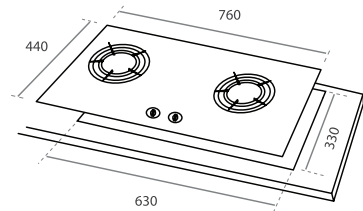


[LP] WM : RM 1,760
EM : RM 1,870

RGH-VISTA2B-BL



Flame power (kW)	L:5.0 R:5.0
Flame style	Vortex / Twister
Surface material	Tempered Glass
Burner material	SS + Brass
FFD protection	✓
Ignition	Battery
Type of gas	LPG
Pan support	Cast Iron
Wok stand	✓
Product Dimension (W x D mm)	760 x 440
Cut-out Dimension (W x D mm)	630 x 330



[LP] WM : RM 780
EM : RM 830

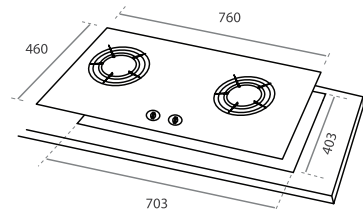
WM : **RM 2,288**
EM : **RM 2,428**

UPGRADE TO 3 BURNERS VISTA3B
ADD ON
WM : RM 190
EM : RM 200
2 ITEMS NOW

RGH-FIGATA2B-BL



Flame power (kW)	L:5.0 R:5.0
Flame style	Dritto / Straight
Surface material	Tempered Glass
Burner material	Brass
FFD protection	✓
Ignition	Battery
Type of gas	LPG
Pan support	Cast Iron
Wok stand	✓
Product Dimension (W x D mm)	760 x 460
Cut-out Dimension (W x D mm)	703 x 403



[LP] WM : RM 800
EM : RM 850

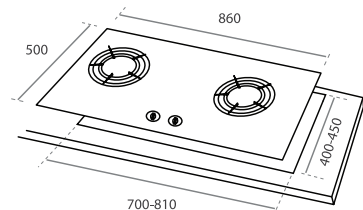
WM : **RM 2,308**
EM : **RM 2,448**

2 ITEMS NOW

RGH-LOTOFLEXI2B-BLFX



Flame power (kW)	L:5.0 R:5.0
Flame style	Dritto / Straight
Surface material	Tempered Glass
Burner material	Brass
FFD protection	✓
Ignition	Battery
Type of gas	LPG
Pan support	Cast Iron
Wok stand	Cast Iron
Product Dimension (W x D mm)	860 x 500
Cut-out Dimension (W x D mm)	700-810 x 400-450



[LP] WM : RM 1,630
EM : RM 1,730

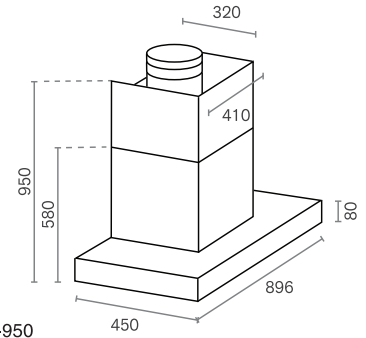
WM : **RM 3,048**
EM : **RM 3,238**

UPGRADE TO 3 BURNERS LOTOFLEXI3B
ADD ON
WM : RM 150
EM : RM 160
2 ITEMS NOW

RCH-MONZA-SS




Type T - Hood
 Suction power 1,400 m3/hr
 Control panel type Sensor Touch
 Extraction speed 3
 Oil filter type Concave
 Oil cup/trap Yes (outer)
 Charcoal filter ✓
 Lamp 1 (LED)
 Delay timer ✓
 Product Dimension (W x D x H mm) 896 x 450 x 580-950



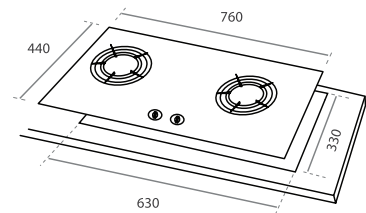
- 1400m³/hr Suction Power
- 3 Extraction Speed
- 1 (LED) Lamp
- Recirculating
- DC-18 Ducting
- Concave Filter

[LP] WM : RM 1,830
 EM : RM 1,940

RGH-VISTA2B-BL



Flame power (kW) L:5.0 R:5.0
 Flame style Vortex / Twister
 Surface material Tempered Glass
 Burner material SS + Brass
 FFD protection ✓
 Ignition Battery
 Type of gas LPG
 Pan support Cast Iron
 Wok stand ✓
 Product Dimension (W x D mm) 760 x 440
 Cut-out Dimension (W x D mm) 630 x 330



- 5.0kW Flame Power
- Flame Failure Device (FFD) Protection
- Battery Ignition
- Vortex Flame Style

[LP] WM : RM 780
 EM : RM 830

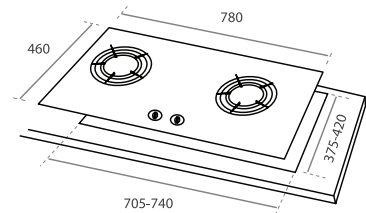
WM : RM 2,348
 EM : RM 2,488

UPGRADE TO 3 BURNERS VISTA3B
 ADD ON
 WM : RM 190
 EM : RM 200
2 ITEMS NOW

RGH-TREZZA2B-BL



Flame power (kW) L:6.3 R:6.3
 Flame style Dritto Flame
 Surface material Tempered Glass
 Burner material Brass
 FFD protection ✓
 Ignition Battery
 Type of gas LPG
 Pan support Cast Iron
 Wok stand ✓
 Product Dimension (W x D mm) 780 x 460
 Cut-out Dimension (W x D mm) 705-740 x 375-420



- 6.3kW Flame Power
- 8-Level
- Battery Ignition
- Flame Failure Device (FFD) Protection
- TRIO Ring
- Dritto Flame Style
- Smart/ Auto Ignition
- Flexi Cut-out

[LP] WM : RM 1,420
 EM : RM 1,510

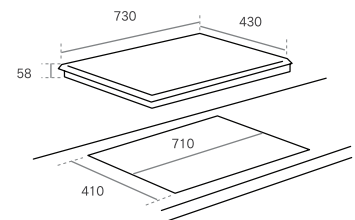
WM : RM 2,918
 EM : RM 3,098

2 ITEMS NOW

NEW // RCE-VULCAN40-BL



Type / Series Ceramic - Horizontal
 Energy power level (kW) L:1.8 R:2.2
 Power level 9
 Surface material Vitro-Ceramic Glass
 Timer ✓
 Safety Lock ✓
 Product Dimension (W x D mm) 730 x 430 x 58
 Cut-out Dimension (W x D mm) 710 x 410



- Safety Lock
- Timer
- KONSTEC Heat Control
- Residual Heat Warning Indicator
- Beveled Glass
- AL Aluminium Frame
- Overheat Protection
- 15 AMP Suitable for 15 AMP plug

[LP] WM : RM 1,490
 EM : RM 1,580

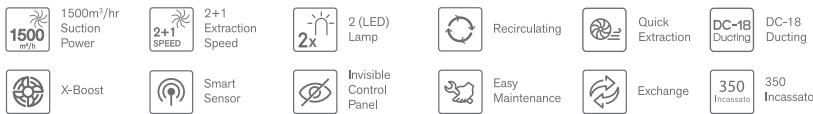
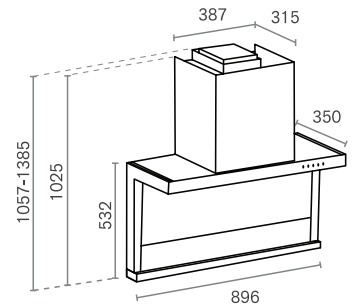
WM : RM 2,978
 EM : RM 3,158

2 ITEMS NOW



RCH-SIROCCO X-BL

Type	L - Hood
Suction power	1,500 m3/hr
Control panel type	Sensor Touch
Extraction speed	2 + 1 (X-boost)
Oil filter type	-
Oil cup/trap	Yes (outer)
Charcoal filter	✓
Lamp	2 (LED)
Delay timer	✓
Product Dimension (W x D x H mm)	896 x 350 x 1057-1385



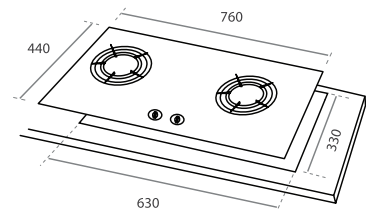
[LP] WM : RM 2,760

EM : RM 2,930

RGH-VISTA2B-BL



Flame power (kW)	L:5.0 R:5.0
Flame style	Vortex / Twister
Surface material	Tempered Glass
Burner material	SS + Brass
FFD protection	✓
Ignition	Battery
Type of gas	LPG
Pan support	Cast Iron
Wok stand	✓
Product Dimension (W x D mm)	760 x 440
Cut-out Dimension (W x D mm)	630 x 330



[LP] WM : RM 780
EM : RM 830

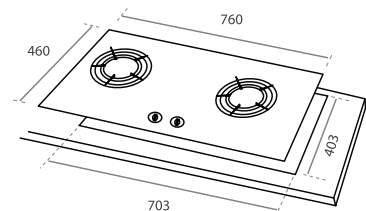
WM : **RM 3,188**
EM : **RM 3,378**

UPGRADE TO 3 BURNERS VISTA3B
ADD ON
WM : RM 190
EM : RM 200
2 ITEMS NOW

RGH-FIGATA2B-BL



Flame power (kW)	L:5.0 R:5.0
Flame style	Dritto / Straight
Surface material	Tempered Glass
Burner material	Brass
FFD protection	✓
Ignition	Battery
Type of gas	LPG
Pan support	Cast Iron
Wok stand	✓
Product Dimension (W x D mm)	760 x 460
Cut-out Dimension (W x D mm)	703 x 403



[LP] WM : RM 800
EM : RM 850

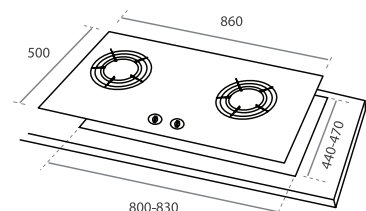
WM : **RM 3,208**
EM : **RM 3,398**

2 ITEMS NOW

RGH-DAKKA2B-BL



Flame power (kW)	L:6.3 R:6.3
Flame style	Dritto Flame
Surface material	Tempered Glass
Burner material	Brass
FFD protection	✓
Ignition	Battery
Type of gas	LPG
Pan support	Cast Iron
Wok stand	✓
Product Dimension (W x D mm)	860 x 500
Cut-out Dimension (W x D mm)	800-830 x 440-470



[LP] WM : RM 1,730
EM : RM 1,840

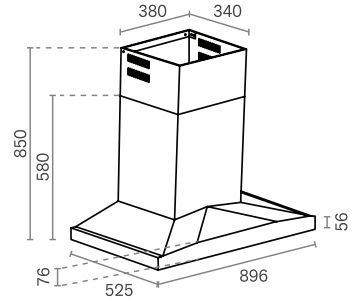
WM : **RM 4,038**
EM : **RM 4,278**

2 ITEMS NOW

RCH-THORA-SS




Type Pyramid T - Hood
 Suction power 1,500 m3/hr
 Control panel type Sensor Touch
 Extraction speed 2 + 1 (X-boost)
 Oil filter type Hybrid (Patented)
 Oil cup/trap Yes (outer)
 Charcoal filter ✓
 Lamp 2 (LED)
 Delay timer ✓
 Product Dimension 896 x 525 x 580-850
 (W x D x H mm)



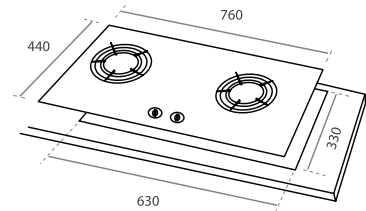
- 1500 m³/hr Suction Power
- 2+1 SPEED Extraction Speed
- 2x 2 (LED) Lamp
- Recirculating
- DC-1B Ducting
- X-Boost
- H-Meltz (Heating Pad)
- Ion-Balancer
- Patented Hybrid Filter

[LP] WM : RM 2,760
 EM : RM 2,930

RGH-VISTA2B-BL



Flame power (kW) L:5.0 R:5.0
 Flame style Vortex / Twister
 Surface material Tempered Glass
 Burner material SS + Brass
 FFD protection ✓
 Ignition Battery
 Type of gas LPG
 Pan support Cast Iron
 Wok stand ✓
 Product Dimension (W x D mm) 760 x 440
 Cut-out Dimension (W x D mm) 630 x 330



- 5.0kW Flame Power
- Flame Failure Device (FFD) Protection
- Battery Ignition
- Vortex Flame Style

[LP] WM : RM 780
 EM : RM 830

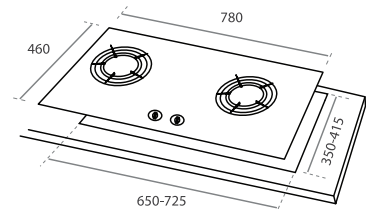
WM : RM 3,188
 EM : RM 3,378

UPGRADE TO 3 BURNERS VISTA3B
 ADD ON
 WM : RM 190
 EM : RM 200
2 ITEMS NOW

RGH-FOTEZ2B-BLFX



Flame power (kW) L:5.0 R:5.0
 Flame style Dritto / Straight
 Surface material Tempered Glass
 Burner material Brass
 FFD protection ✓
 Ignition Battery
 Type of gas LPG
 Pan support Cast Iron
 Wok stand Cast Iron
 Product Dimension (W x D mm) 780 x 460
 Cut-out Dimension (W x D mm) 650-725 x 350-415



- 5.0kW Flame Power
- Flame Failure Device (FFD) Protection
- Battery Ignition
- Dritto Flame Style
- Smart/ Auto Ignition
- Flexi Cut-out
- Wind-guard Stand

[LP] WM : RM 1,630
 EM : RM 1,730

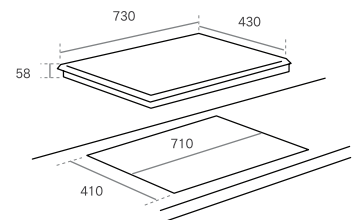
WM : RM 3,948
 EM : RM 4,188

2 ITEMS NOW

NEW // RIH-VELOCE44-BL



Type / Series Induction - Horizontal
 Energy power level (kW) L:2.2 R:2.2
 Power level 9
 Surface material Vitro-Ceramic Glass
 Timer ✓
 Safety Lock ✓
 Product Dimension (W x D mm) 730 x 430 x 58
 Cut-out Dimension (W x D mm) 710 x 410



[LP] WM : RM 2,230
 EM : RM 2,370

WM : RM 4,488
 EM : RM 4,758

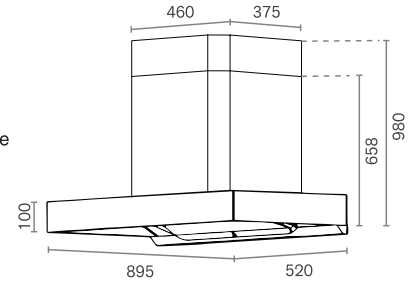
2 ITEMS NOW

- Safety Lock
- Timer
- SC Glass
- Schott Ceran (Germany)
- Residual Heat Warning Indicator
- Beveled Glass
- AL Aluminium Frame
- Overheat Protection
- Booster
- 15 AMP Suitable for 15 AMP plug

RCH-NOVARA-90SS



Type	T - Hood
Suction power	1,500 m3/hr
Control panel type	Sensor Touch
Extraction speed	9
Oil filter type	Ergonomic Baffle
Oil cup/trap	Yes (outer)
Charcoal filter	✓
Lamp	1 (LED)
Delay timer	✓
Product Dimension (W x D x H mm)	895 x 520 x 658-980



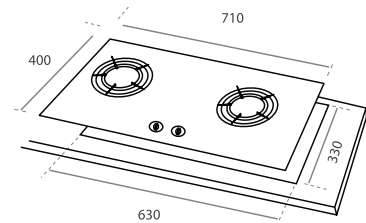
- 1500m³/hr Suction Power
- 9 Extraction Speed
- 1 (LED) Lamp
- Recirculating
- DC-18 Ducting
- DC-18 Ducting
- X-Boost
- O-touch Control Panel
- Smart Suction Plate
- DC Motor
- 800 PA
- 800 PA

[LP] WM : RM 3,900
EM : RM 4,140

RGH-ENYA2B-SS



Flame power (kW)	L:5.0 R:5.0
Flame style	Dritto / Straight
Surface material	Stainless Steel
Burner material	Brass
FFD protection	✓
Ignition	Battery
Type of gas	LPG
Pan support	Cast Iron
Wok stand	✓
Product Dimension (W x D mm)	710 x 400
Cut-out Dimension (W x D mm)	630 x 330



- 5.0kW Flame Power
- Flame Failure Device (FFD) Protection
- Battery Ignition
- Dritto Flame Style

[LP] WM : RM 810
EM : RM 860

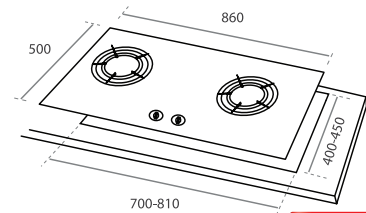
WM : RM 4,248
EM : RM 4,498

2 ITEMS NOW

RGH-LOTOFLEXI2B-BLFX



Flame power (kW)	L:5.0 R:5.0
Flame style	Dritto / Straight
Surface material	Tempered Glass
Burner material	Brass
FFD protection	✓
Ignition	Battery
Type of gas	LPG
Pan support	Cast Iron
Wok stand	Cast Iron
Product Dimension (W x D mm)	860 x 500
Cut-out Dimension (W x D mm)	700-810 x 400-450



- 5.0kW Flame Power
- Flame Failure Device (FFD) Protection
- Battery Ignition
- Dritto Flame Style
- Smart/Auto Ignition
- Flexi Cut-out

[LP] WM : RM 1,630
EM : RM 1,730

WM : RM 4,978
EM : RM 5,278

UPGRADE TO 3 BURNERS LOTOFLEXI3B

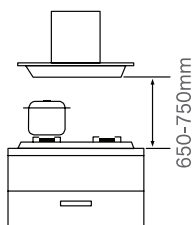
ADD ON
WM : RM 150
EM : RM 160

2 ITEMS NOW

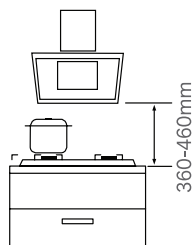
Hood - Hob Dimension Diagram

RECOMMENDED HOOD INSTALLATION HEIGHT

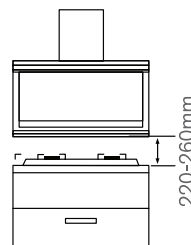
T-HOOD / ARCH-GLASS HOOD



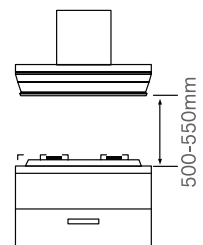
SLANTED HOOD



L-HOOD



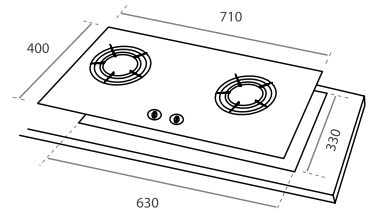
MINI-SLANTED HOOD



RGH-ENYA2B-SS



Flame power (kW)	L:5.0 R:5.0
Flame style	Dritto / Straight
Surface material	Stainless Steel
Burner material	Brass
FFD protection	✓
Ignition	Battery
Type of gas	LPG
Pan support	Cast Iron
Wok stand	✓
Product Dimension (W x D mm)	710 x 400
Cut-out Dimension (W x D mm)	630 x 330



[LP] WM : RM 810
EM : RM 860

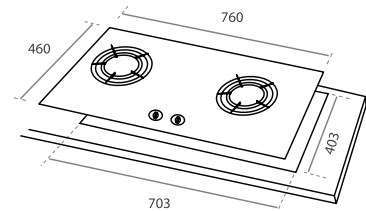
WM : **RM 30**
EM : **RM 30**

Only Add On

RGH-FIGATA2B-BL



Flame power (kW)	L:5.0 R:5.0
Flame style	Dritto / Straight
Surface material	Tempered Glass
Burner material	Brass
FFD protection	✓
Ignition	Battery
Type of gas	LPG
Pan support	Cast Iron
Wok stand	✓
Product Dimension (W x D mm)	760 x 460
Cut-out Dimension (W x D mm)	703 x 403



[LP] WM : RM 800
EM : RM 850

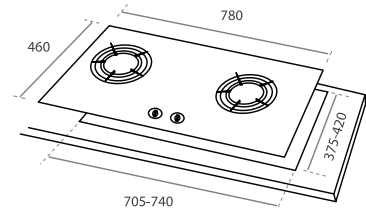
WM : **RM 20**
EM : **RM 20**

Only Add On

RGH-TREZZA2B-BL



Flame power (kW)	L:6.3 R:6.3
Flame style	Dritto Flame
Surface material	Tempered Glass
Burner material	Brass
FFD protection	✓
Ignition	Battery
Type of gas	LPG
Pan support	Cast Iron
Wok stand	✓
Product Dimension (W x D mm)	780 x 460
Cut-out Dimension (W x D mm)	705-740 x 375-420



[LP] WM : RM 1,420
EM : RM 1,510

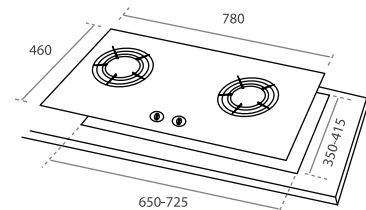
WM : **RM 570**
EM : **RM 610**

Only Add On

RGH-FOTEZ2B-BLFX



Flame power (kW)	L:5.0 R:5.0
Flame style	Dritto / Straight
Surface material	Tempered Glass
Burner material	Brass
FFD protection	✓
Ignition	Battery
Type of gas	LPG
Pan support	Cast Iron
Wok stand	Cast Iron
Product Dimension (W x D mm)	780 x 460
Cut-out Dimension (W x D mm)	650-725 x 350-415



[LP] WM : RM 1,630
EM : RM 1,730

WM : **RM 760**
EM : **RM 810**

Only Add On

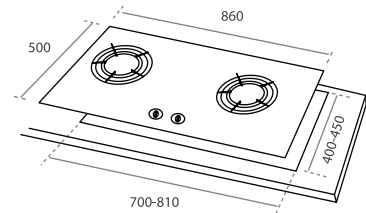
For Built-in Gas Hob

HOB TOP-UP Upgrade From VISTA2B Package

RGH-LOTOFLEXI2B-BLFX



Flame power (kW)	L:5.0 R:5.0
Flame style	Dritto / Straight
Surface material	Tempered Glass
Burner material	Brass
FFD protection	✓
Ignition	Battery
Type of gas	LPG
Pan support	Cast Iron
Wok stand	Cast Iron
Product Dimension (W x D mm)	860 x 500
Cut-out Dimension (W x D mm)	700-810 x 400-450



[LP] WM : RM 1,630
EM : RM 1,730

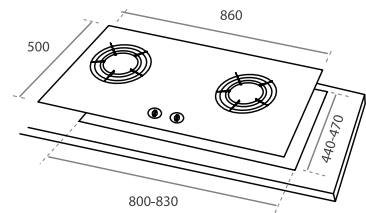
WM : RM 760
EM : RM 810

UPGRADE TO 3 BURNERS LOTOFLEXI3B
ADD ON
WM : RM 150
EM : RM 160
Only Add On

RGH-DAKKA2B-BL



Flame power (kW)	L:6.3 R:6.3
Flame style	Dritto Flame
Surface material	Tempered Glass
Burner material	Brass
FFD protection	✓
Ignition	Battery
Type of gas	LPG
Pan support	Cast Iron
Wok stand	✓
Product Dimension (W x D mm)	860 x 500
Cut-out Dimension (W x D mm)	800-830 x 440-470



[LP] WM : RM 1,730
EM : RM 1,840

WM : RM 850
EM : RM 900

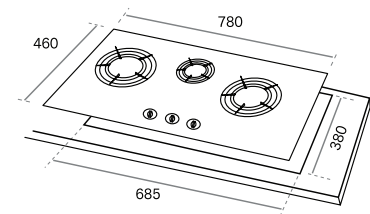
Only Add On

For Built-in 3-Burner Gas Hob

RGH-VISTA3B-BL



Flame power (kW)	L:5.0 M:2.0 R:5.0
Flame style	Vortex/ Twister
Surface material	Tempered Glass
Burner material	SS + Brass
FFD protection	✓
Ignition	Battery
Type of gas	LPG
Pan support	Cast Iron
Wok stand	✓
Product Dimension (W x D mm)	780 x 460
Cut-out Dimension (W x D mm)	685 x 380



[LP] WM : RM 990
EM : RM 1,050

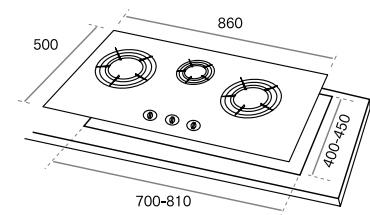
WM : RM 190
EM : RM 200

Only Add On

RGH-LOTOFLEXI3B-BLFX



Flame power (kW)	L:5.0 M:1.4 R:5.0
Flame style	Dritto / Straight
Surface material	Tempered Glass
Burner material	Brass
FFD protection	✓
Ignition	Battery
Type of gas	LPG
Pan support	Cast Iron
Wok stand	Cast Iron
Product Dimension (W x D mm)	860 x 500
Cut-out Dimension (W x D mm)	700-810 x 400-450



[LP] WM : RM 1,790
EM : RM 1,900

WM : RM 910
EM : RM 970

Only Add On

PURCHASE WITH PURCHASE (PWP)

With any purchase of Hood + Hob package

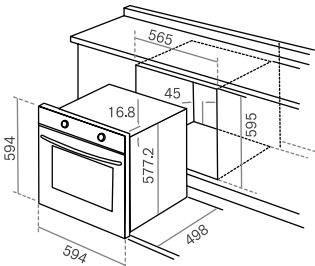
For Built-in Oven

NEW

RBO-CAVO-60BL



- 60L Capacity
- 7 Functions
- A-Class Energy Efficiency
- 5 Shelves Side Support
- Quality 2-Layers Glass Door
- Cooling System
- Rotisserie & Turnspit



Type	Built-in Oven
Cooking Programme / Function	7
Capacity (L)	60
Control Panel	Mechanical
LCD Display	NA
Oven Light	✓
Time Control	✓
Removable Door	✓
Shelf Side Support	5
Cavity Material	Enamel
Energy Efficiency	A
Product Dimension (W x D x H mm)	594 x 498 x 594

[LP] WM : RM1,600
EM : RM 1,700

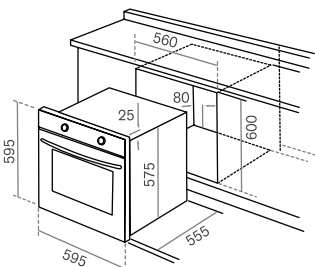
WM : **RM 1,438**
EM : **RM 1,528**

Only Add On

RBO-LAVA-70SS



- 70L Capacity
- 8 Functions
- A-Class Energy Efficiency
- 5 Shelves Side Support
- Quality 2-Layers Glass Door
- Cooling System
- Rotisserie & Turnspit



Type	Built-in Oven
Cooking Programme / Function	8
Capacity (L)	70
Control Panel	Mechanical
LCD Display	NA
Oven Light	✓
Time Control	✓
Removable Door	✓
Shelf Side Support	5
Cavity Material	Enamel
Energy Efficiency	A
Product Dimension (W x D x H mm)	595 x 555 x 595

[LP] WM : RM2,050
EM : RM2,170

WM : **RM 1,848**
EM : **RM 1,958**

Only Add On

For Hood Ducting



RDS-DC-18

Ducting Accessories
ø180mm

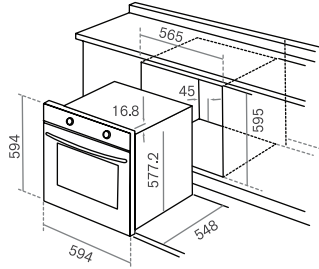
[LP] WM : RM 235 WM : **RM 218**
EM : RM 250 EM : **RM 228**

Only Add On

RBO-IA8X-70SS



- 70L Capacity
- 8 Functions
- A-Class Energy Efficiency
- 5 Shelves Side Support
- Quality 3-Layers Glass Door
- Cooling System
- Rotisserie & Turnspit
- Telescopic Runner



Type	Built-in Oven
Cooking Programme / Function	8
Capacity (L)	70
Control Panel	Mechanical + Digital
LCD Display	✓
Oven Light	✓
Time Control	✓
Removable Door	✓
Shelf Side Support	5
Cavity Material	Enamel
Energy Efficiency	A
Product Dimension (W x D x H mm)	594 x 548 x 594

[LP] WM : RM 2,790

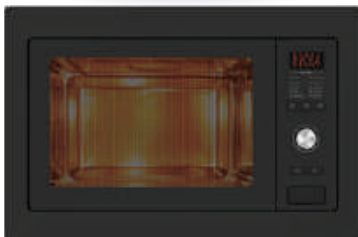
EM : RM 2,960

WM : RM 2,508

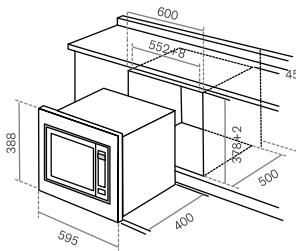
EM : RM 2,658

Only Add On

RMO-OREO-28BL



- 28L Capacity
- 8 Auto Menu
- Child Lock
- 30 sec Quick Start
- Cooling System



Type	Built-in Microwave with Grill
Amount of Auto Menu	8
Capacity (L)	28
Control Panel	Electronic
LCD Display	✓
Oven Light	✓
Time Control	✓
Cavity Material	Stainless Steel
Child Lock	✓
Product Dimension (W x D x H mm)	595 x 400 x 388

[LP] WM : RM 1,400

EM : RM 1,490

WM : RM 1,258

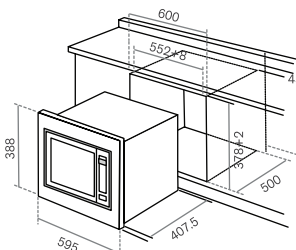
EM : RM 1,338

Only Add On

RMO-934SS-GD34X



- 34L Capacity
- 8 Auto Menu
- Child Lock
- 30 sec Quick Start
- Cooling System



Type	Built-in Microwave with Grill
Amount of Auto Menu	8
Capacity (L)	34
Control Panel	Electronic
LCD Display	✓
Oven Light	✓
Time Control	✓
Cavity Material	Stainless Steel
Child Lock	✓
Product Dimension (W x D x H mm)	595 x 407.5 x 388

[LP] WM : RM 1,750

EM : RM 1,860

WM : RM 1,578

EM : RM 1,668

Only Add On

ICON DESCRIPTIONS

HOOD

1650m ³ /hr Suction Power	1500m ³ /hr Suction Power	1400m ³ /hr Suction Power	1200m ³ /hr Suction Power	1 (LED) Lamp	2 (LED) Lamp	X-Boost
2 Extraction Speed	2+1 Extraction Speed	3 Extraction Speed	9 Extraction Speed	Invisible Control Panel	Quick Extraction	DC Motor
H2meltz (Heating Pad)	Ion-Balancer	Patented Hybrid Filter	Beveled Glass Panel	Concave Filter	Smart Sensor	Recirculating
Dual Suction	Exchange	350 Incassato	350 Incassato	O-TOUCH Control Panel	Smart Sensor & Invisible Panel	Cool Breeze
800PA	DC-18 Ducting	Easy Maintenance	Smart Suction Plate With Low & High Speed Mode			

HOB

4.5kW Flame Power	5.0kW Flame Power	6.3kW Flame Power	8-Flame Level	Flame Failure Devices (FFD) Protection	Battery Ignition	Dritto Flame Style
TRIO Ring	Smart/Auto Ignition	Flexi Cut-out	Vortex Flame Style	Safety Lock	Timer	Booster
Convex Burner Plate	Overheat Protection	SCHOTT CERAN® Tempered Glass (Germany)	Residual Heat Warning Indicator	Wider Distance For Larger Pots	E.G.O. Heating Element	Wind-guard Stand
Beveled Glass	AL Aluminium Frame	KONSTEC Heat Control	15 AMP	13 AMP	Suitable For 13/15 AMP Plug	

OVEN

70L Capacity	A-Class Energy Efficiency	Child Lock	5 Shelves Side Support	18 Functions	8 Functions	7 Functions	6 Functions	18 / 8 / 7 / 6 Functions
Telescopic Runner	Pop-out Rotary Knob	Cooling System	Rotisserie & Turnspit	3-Layers / 2-Layers Glass Door	2-Layers Glass Door			
Flexi Duo Divider	Stable Temperature Control	Catalytic Panel	Oven Fan					

MICROWAVE

8 Auto Menu	Child Lock	30 Sec Quick Start	34L Capacity	28L Capacity
Cooling System	Microwave	Grill	Microwave And Grill	

OUR WARRANTY

6 YEARS OF WARRANTY
APPLY FOR **HOOD MOTOR ONLY**.

5 YEARS OF WARRANTY
APPLY FOR **TEMPERED GLASS OF GAS HOB ONLY**.

18 MONTHS OF STANDARD WARRANTY
APPLY FOR ALL PRODUCTS EXCLUDING ACCESSORIES.

1 YEAR OF WARRANTY EXTENSION
REGISTER ONLINE NOW AND GET 1 YEAR WARRANTY EXTENSION!

ONLINE REGISTRATION

1. Log on to www.rubine.com.my
2. Click on 'Support', followed by 'Products Warranty Registration' to proceed. You're required to sign up as a member.
3. Please fill up the necessary information, tick on the checkbox and click 'Next'.
4. You'll receive notification of warranty registration confirmation via email.
5. Your warranty will be automatically extended for another 1 year upon online registration. Please keep your online warranty certificate for future reference.

* Please find out from our authorized dealers for extended warranty!



AUTHORISED DEALER

rubine.com.my



FIAMMA TRADING SDN BHD 330476-P (A member of Fiamma Holdings Berhad)

2-1, Wisma Fiamma, No.20, Jalan 7A/62A, Bandar Manjalara, 52200 Kuala Lumpur.

[rubinemalaysia](https://www.facebook.com/rubinemalaysia)
 03-6286 9000