

Our latest, 2-in-1 dent-pulling machines. The COMBISPOT 230 V allows panel beaters to carry out dent-pulling operations on both steel and aluminium car bodywork without the need for stripping or disassembling parts. Guaranteed to save money and time thanks to its ergonomic torch for steelwork as well as its specialised aluminium torch.



## STEEL DENT-PULLER FEATURES

### Two adjustable setting parameters:

- the output power level (choose between 11 levels)
- the tool being used (choose between seven tools)

=> **No need to select the welding current or the welding time.**

### Manual-trigger torch:

**Manual gun:** the welding process takes place when the trigger is pressed and the tool has come into contact with the part being straightened.

## ALUMINIUM DENT-PULLER FEATURES

### Microprocessor control and digital display:

- Voltage can be adjusted between 50 - 200 V (machine will remember and display the previous voltage) and the power level can be set between 0 - 10.
- Stud presence detection.
- Torch-suitable, three-pin, copper coupling.

**Technology :** powerful capacitive discharge (66 mF) technology to weld M4 studs on all AlSi and AlMg aluminium sheets.

## SUPPLIED WITH:

The COMBISPOT 230 V is delivered with :

### For working with steel:

- An earth cable ⑤ (2 m / Ø 70 mm<sup>2</sup> cable with connector)
  - One multi-function torch ④ (2 m / Ø 70 mm<sup>2</sup> cable with connector):
    - welding studs, rivets, rings and washers
    - contact shrinking, graphite pen
  - a complete accessories and consumables box (PN. 050075 : spotter accessories box ①)
- Power-supply cable: 8 m

### For working with aluminium:






- One torch for welding M4 studs ③ (3 m / Ø 25 mm<sup>2</sup> cable with connector):
  - Aluminium magnesium
  - Aluminium silicium
- A brass, three-pin coupling ⑥ it is fitted to the torch for quick, direct contact to the area being repaired.
- A complete accessories and consumables box (PN. 050020 : alu consumables box ②)

## OPTION



### COMPLETE SPEEDLINER COMBI 230 E PRO

Ref: 036062

	$I_2$ MAX	SYNERGIC		SEPARATE CABLE GUN	$U_2$		I RMS		
50/60hz			ACIER/STEEL   ALU		V	A	A		cm/kg
230 V	3800 A (steel) 13 000 A (alu)	•	manuel   automatic	-	7,4 (steel) 50>200 (alu)	16	2800 (steel)	OK   OK	45x43x29 / 49,7