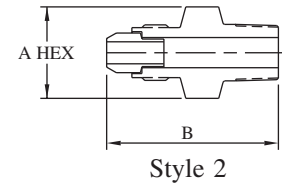
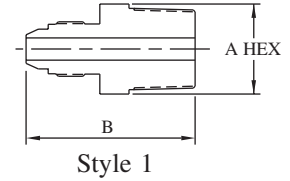


# MALE-MALE ADAPTERS

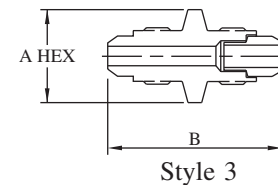
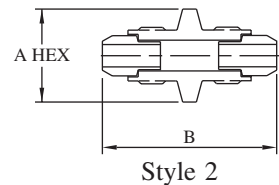
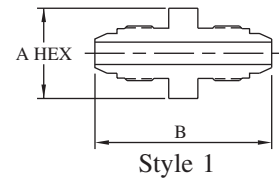
## Medium Pressure Male x NPT Male

Catalog Number	Male M/P	Male NPT	A		B		Port	Style	
MA4M2P	1/4"	1/8"	0.88"	(22.4)	2.25"	(57.2)	0.109"	(2.8)	1
MA4M4P	1/4"	1/4"	0.88"	(22.4)	2.25"	(57.2)	0.109"	(2.8)	1
MA4M6P	1/4"	3/8"	0.88"	(22.4)	2.25"	(57.2)	0.109"	(2.8)	1
MA4M8P	1/4"	1/2"	1.00"	(25.4)	2.50"	(63.5)	0.109"	(2.8)	1
MA4M12P	1/4"	3/4"	1.38"	(35.1)	2.38"	(60.5)	0.109"	(2.8)	1
MA6M2P	3/8"	1/8"	0.75"	(19.1)	2.12"	(53.8)	0.187"	(4.7)	2
MA6M4P	3/8"	1/4"	0.75"	(19.1)	2.37"	(60.2)	0.250"	(6.4)	2
MA6M6P	3/8"	3/8"	0.75"	(19.1)	2.37"	(60.2)	0.250"	(6.4)	2
MA6M8P	3/8"	1/2"	1.00"	(25.4)	2.50"	(63.5)	0.198"	(5.0)	1
MA6M12P	3/8"	3/4"	1.38"	(35.1)	2.37"	(60.2)	0.250"	(6.4)	2
MA9M2P	9/16"	1/8"	1.00"	(25.4)	2.50"	(63.5)	0.281"	(7.1)	2
MA9M4P	9/16"	1/4"	0.88"	(22.4)	2.63"	(66.8)	0.250"	(6.4)	2
MA9M6P	9/16"	3/8"	1.00"	(25.4)	2.38"	(60.5)	0.375"	(9.5)	2
MA9M8P	9/16"	1/2"	0.88"	(22.4)	2.63"	(66.8)	0.359"	(9.1)	2
MA9M12P	9/16"	3/4"	1.13"	(28.7)	2.88"	(73.2)	0.359"	(9.1)	2
MA9M16P	9/16"	1"	1.38"	(35.1)	2.82"	(71.6)	0.406"	(10.3)	2
MA12M2P	3/4"	1/8"	1.38"	(35.1)	2.75"	(69.9)	0.562"	(14.3)	2
MA12M4P	3/4"	1/4"	1.13"	(28.7)	2.75"	(69.9)	0.250"	(6.4)	1
MA12M6P	3/4"	3/8"	1.13"	(28.7)	3.15"	(80.0)	0.375"	(9.5)	2
MA12M8P	3/4"	1/2"	1.13"	(28.7)	3.40"	(86.4)	0.375"	(9.5)	2
MA12M12P	3/4"	3/4"	1.75"	(44.5)	3.40"	(86.4)	0.250"	(6.4)	2
MA16P12M	3/4"	1"	1.38"	(35.1)	3.29"	(83.6)	0.562"	(14.3)	2
MA16M2P	1"	1/8"	1.38"	(35.1)	3.00"	(76.2)	0.718"	(18.2)	2
MA16M4P	1"	1/4"	1.38"	(35.1)	3.00"	(76.2)	0.250"	(6.4)	1
MA16M6P	1"	3/8"	1.50"	(38.1)	2.50"	(63.5)	0.375"	(9.5)	2
MA16M8P	1"	1/2"	1.38"	(35.1)	3.30"	(83.8)	0.437"	(11.1)	2
MA16M12P	1"	3/4"	1.38"	(35.1)	3.38"	(85.9)	0.500"	(12.7)	1
MA16M16P	1"	1"	1.38"	(35.1)	3.67"	(93.2)	0.562"	(14.3)	2



## Medium Pressure Male x Medium Pressure Male

Catalog Number	Male M/P	Male M/P	A		B		Port	Style	
MA4M4M	1/4"	1/4"	0.88"	(22.4)	2.25"	(57.2)	0.109"	(2.8)	1
MA4M6M	1/4"	3/8"	0.88"	(22.4)	2.63"	(66.8)	0.109"	(2.8)	3
MA4M9M	1/4"	9/16"	0.88"	(22.4)	2.63"	(66.8)	0.109"	(2.8)	3
MA4M12M	1/4"	3/4"	1.13"	(28.7)	2.75"	(69.9)	0.109"	(2.8)	1
MA6M6M	3/8"	3/8"	0.75"	(19.1)	2.75"	(69.9)	0.250"	(6.4)	2
MA6M16M	3/8"	1"	1.38"	(35.1)	3.15"	(80.0)	0.250"	(6.4)	2
MA9M6M	9/16"	3/8"	1.00"	(25.4)	2.75"	(69.9)	0.250"	(6.4)	2
MA9M9M	9/16"	9/16"	0.88"	(22.4)	3.00"	(76.2)	0.312"	(7.9)	2
MA9M12M	9/16"	3/4"	1.13"	(28.7)	2.86"	(72.6)	0.406"	(10.3)	2
MA9M16M	9/16"	1"	1.38"	(35.1)	3.25"	(82.6)	0.500"	(12.7)	1
MA12M6M	3/4"	3/8"	1.13"	(28.7)	2.74"	(69.6)	0.250"	(6.4)	2
MA12M12M	3/4"	3/4"	1.13"	(28.7)	3.55"	(90.2)	0.516"	(13.1)	2
MA12M16M	3/4"	1"	1.38"	(35.1)	3.50"	(88.9)	0.500"	(12.7)	1
MA16M4M	1"	1/4"	1.38"	(35.1)	3.30"	(83.8)	0.562"	(14.3)	2
MA16M16M	1"	1"	1.38"	(35.1)	4.10"	(104.1)	0.688"	(17.5)	2

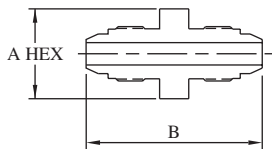


**NOTE:** See page ACC-1 to determine maximum allowable working pressure (MAWP)

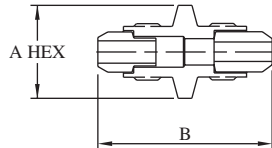


All dimensions are for reference only and are subject to change.  
Dimensions in parentheses are millimeters (mm).

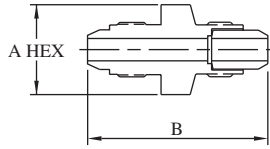
# MALE-MALE ADAPTERS



Style 1



Style 2



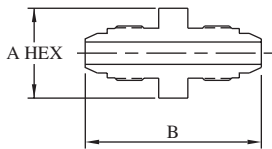
Style 3

## Medium Pressure Male x High Pressure Male

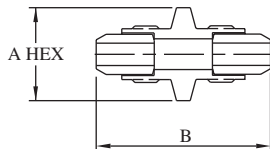
Catalog Number	Male M/P	Male H/P	A	B	Port	Style
MA4M4H	1/4"	1/4"	0.88" (22.4)	2.43" (61.7)	0.109" (2.8)	3
MA4M6H	1/4"	3/8"	0.75" (19.1)	2.46" (62.5)	0.109" (2.8)	1
MA4M9H	1/4"	9/16"	1.13" (28.7)	2.50" (63.5)	0.109" (2.8)	3
MA6M4H	3/8"	1/4"	0.75" (19.1)	2.56" (65.0)	0.125" (3.2)	2
MA6M6H	3/8"	3/8"	1.00" (25.4)	2.45" (62.2)	0.250" (6.4)	2
MA6M9H	3/8"	9/16"	1.13" (28.7)	2.99" (75.9)	0.250" (6.4)	2
MA9M4H	9/16"	1/4"	1.00" (25.4)	2.56" (65.0)	0.125" (3.2)	2
MA9M6H	9/16"	3/8"	1.00" (25.4)	2.62" (66.5)	0.218" (5.5)	2
MA9M9H	9/16"	9/16"	1.13" (28.7)	3.18" (80.8)	0.281" (7.1)	2
MA12M4H	3/4"	1/4"	1.38" (35.1)	3.00" (76.2)	0.125" (3.2)	1
MA6H12M	3/4"	3/8"	1.38" (35.1)	2.81" (71.4)	0.125" (3.2)	1
MA12M9H	3/4"	9/16"	1.38" (35.1)	3.00" (76.2)	0.281" (7.1)	2
MA16M4H	1"	1/4"	1.38" (35.1)	3.11" (79.0)	0.125" (3.2)	2
MA16M6H	1"	3/8"	1.38" (35.1)	3.50" (88.9)	0.218" (5.5)	2
MA16M9H	1"	9/16"	1.38" (35.1)	3.61" (91.7)	0.281" (7.1)	2

## High Pressure Male x High Pressure Male

Catalog Number	Male H/P	Male H/P	A	B	Port	Style
MA4H4H	1/4"	1/4"	0.75" (19.1)	2.12" (53.8)	0.125" (3.2)	2
MA6H4H	3/8"	1/4"	0.75" (19.1)	2.42" (61.5)	0.082" (2.1)	1
MA6H6H	3/8"	3/8"	0.75" (19.1)	2.50" (63.5)	0.218" (5.5)	2
MA9H4H	9/16"	1/4"	1.13" (28.7)	2.99" (75.9)	0.125" (3.2)	2
MA9H6H	9/16"	3/8"	1.18" (30.0)	3.06" (77.7)	0.218" (5.5)	2
MA9H9H	9/16"	9/16"	1.18" (30.0)	3.37" (85.6)	0.218" (5.5)	2



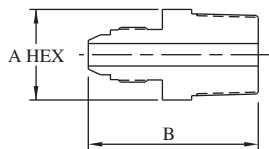
Style 1



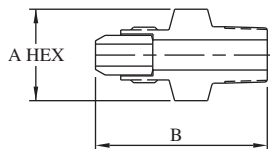
Style 2

## High Pressure Male x NPT Male

Catalog Number	Male H/P	Male NPT	A	B	Port	Style
MA4H2P	1/4"	1/8"	1.00" (25.4)	2.18" (55.4)	0.125" (3.2)	1
MA4H4P	1/4"	1/4"	1.00" (25.4)	2.18" (55.4)	0.125" (3.2)	2
MA4H6P	1/4"	3/8"	0.75" (19.1)	1.86" (47.2)	0.125" (3.2)	2
MA4H8P	1/4"	1/2"	1.00" (25.4)	2.18" (55.4)	0.125" (3.2)	2
MA4H12P	1/4"	3/4"	1.38" (35.1)	2.18" (55.4)	0.125" (3.2)	2
MA4H16P	1/4"	1"	1.38" (35.1)	2.68" (68.1)	0.125" (3.2)	2
MA6H2P	3/8"	1/8"	1.00" (25.4)	2.75" (69.9)	0.188" (4.8)	2
MA6H4P	3/8"	1/4"	1.00" (25.4)	2.75" (69.9)	0.218" (5.5)	2
MA6H6P	3/8"	3/8"	0.81" (20.6)	2.19" (55.6)	0.218" (5.5)	2
MA6H8P	3/8"	1/2"	1.00" (25.4)	3.00" (76.2)	0.125" (3.2)	1
MA6H12P	3/8"	3/4"	1.13" (28.7)	3.00" (76.2)	0.218" (5.5)	2
MA6H16P	3/8"	1"	1.13" (28.7)	3.00" (76.2)	0.218" (5.5)	2
MA9H2P	9/16"	1/8"	1.13" (28.7)	3.00" (76.2)	0.188" (4.8)	2
MA9H4P	9/16"	1/4"	1.13" (28.7)	2.81" (71.4)	0.250" (6.4)	2
MA9H6P	9/16"	3/8"	1.13" (28.7)	2.81" (71.4)	0.281" (7.1)	2
MA9H8P	9/16"	1/2"	1.18" (30.0)	3.00" (76.2)	0.281" (7.1)	2
MA9H12P	9/16"	3/4"	1.13" (28.7)	2.63" (66.8)	0.281" (7.1)	2
MA9H16P	9/16"	1"	1.38" (35.1)	3.00" (76.2)	0.281" (7.1)	2



Style 1



Style 2

**NOTE:** See page ACC-1 to determine maximum allowable working pressure (MAWP)

All dimensions are for reference only and are subject to change.  
Dimensions in parentheses are millimeters (mm).