

# Circuit Breaker Lockouts

BradyID.com/s35



## Circuit Breaker Lockout Compatibility Guide

Brady offers a wide variety of circuit breaker switch lockouts to isolate and secure most circuit breaker switches. From standard snap and clamp-on models to oversized, multi-pole and miniature options, Brady is sure to have what you need.

Use the guide below to find the correct circuit breaker solution for your circuit breakers. Detailed product information can be found on the following pages.

Lockout Tagout

Brand	Model No.	Poles	Compatible Part #
ABB	E221	1	90844
ABB	E222	2	90844
ABB	E241	1	90844
ABB	E242	2	90844
ABB	E243	3	90844
ABB	E244	4	90844
ABB	E271	1	90844
ABB	E272	2	90844
ABB	E273	3	90844
ABB	E274	4	90844
ABB	F202AC	2	90850
ABB	F204AC	4	90850
ABB	F362	2	90844
ABB	F364	4	90844
ABB	F374	4	90844
ABB	F672	2	90850
ABB	F674	4	90850
ABB	JS	2-3	65397 (w/cleat)
ABB	S1	3	65396
ABB	S201-B	1	90844
ABB	S201-C	1	90844
ABB	S201-D	1	90844
ABB	S201-K	1	90844
ABB	S201P-K	1	90844
ABB	S201P-Z	1	90844
ABB	S201U-K	1	90844
ABB	S201U-Z	1	90844
ABB	S201UP-K	1	90844
ABB	S201UP-Z	1	90844
ABB	S202-B	2	90844
ABB	S202-C	2	90844
ABB	S202-D	2	90844
ABB	S202-K	2	90844
ABB	S202P-K	2	90844
ABB	S202P-Z	2	90844
ABB	S202U-K	2	90844
ABB	S202U-Z	2	90844
ABB	S202UP-K	2	90844
ABB	S202UP-Z	2	90844
ABB	S203-B	3	90844
ABB	S203-C	3	90844
ABB	S203-D	3	90844
ABB	S203-K	3	90844
ABB	S203P-K	3	90844
ABB	S203P-Z	3	90844
ABB	S203U-K	3	90844
ABB	S203U-Z	3	90844
ABB	S203UP-K	3	90844
ABB	S203UP-Z	3	90844
ABB	S204-B	4	90844
ABB	S204-C	4	90844
ABB	S204-K	4	90844
ABB	S204U-K	4	90844
ABB	S204U-Z	4	90844
ABB	S204UP-K	4	90844
ABB	S204UP-Z	4	90844
ABB	S221	1	90844
ABB	S222	2	90844

Brand	Model No.	Poles	Compatible Part #
ABB	S222-K	4	90844
ABB	S223	3	90844
ABB	S224	4	90844
ABB	S251	1	90844
ABB	S251	1	90844
ABB	S252	2	90844
ABB	S253	3	90844
ABB	S261	1	90844
ABB	S261-B	1	90844
ABB	S261-C	1	90844
ABB	S261-D	1	90844
ABB	S262-B	2	90844
ABB	S262-C	2	90844
ABB	S262-D	2	90844
ABB	S263	1	90844
ABB	S263-B	3	90844
ABB	S263-C	3	90844
ABB	S263-D	3	90844
ABB	S264-B	4	90844
ABB	S264-C	4	90844
ABB	S271-K	1	90844
ABB	S272	1	90844
ABB	S272-K	2	90844
ABB	S273-K	3	90844
ABB	S274-K	4	90844
ABB	S281-K	1	90844
ABB	S281-Z	1	90850
ABB	S281UC-K	1	90844
ABB	S281UC-Z	1	90850
ABB	S282-K	2	90844
ABB	S282-Z	2	90850
ABB	S282UC-K	2	90844
ABB	S282UC-Z	2	90850
ABB	S283-K	3	90844
ABB	S283-Z	3	90850
ABB	S283UC-K	3	90844
ABB	S283UC-Z	3	90850
ABB	S3	3	65397 (w/cleat)
ABB	S501-B	1	90850
ABB	S501-C	1	90850
ABB	S501-D	1	90850
ABB	S501-K	1	90850
ABB	S501UC-B	1	90850
ABB	S501UC-K	1	90850
ABB	S502-B	2	90850
ABB	S502-C	2	90850
ABB	S502-D	2	90850
ABB	S502-K	2	90850
ABB	S502UC-B	2	90850
ABB	S502UC-K	2	90850
ABB	S503-B	3	90850
ABB	S503-C	3	90850
ABB	S503-D	3	90850
ABB	S503-K	3	90850
ABB	S503UC-B	3	90850
ABB	S503UC-K	3	90850
ABB	S504UC-B	4	90850
ABB	S504UC-K	4	90850

Brand	Model No.	Poles	Compatible Part #
AEG	E82S	2	90847
Airpax	Airpax	1	65396 (w/cleat)
Allen Bradley	1492-CB1DF	1	90844
Allen Bradley	1492-CB1DG	1	90844
Allen Bradley	1492-CB1DH	1	90844
Allen Bradley	1492-CB1F	1	90844
Allen Bradley	1492-CB1G	1	90844
Allen Bradley	1492-CB1H	1	90844
Allen Bradley	1492-CB2DF	2	90844
Allen Bradley	1492-CB2DG	2	90844
Allen Bradley	1492-CB2DH	2	90844
Allen Bradley	1492-CB2F	2	90844
Allen Bradley	1492-CB2G	2	90844
Allen Bradley	1492-CB2H	2	90844
Allen Bradley	1492-CB3F	3	90844
Allen Bradley	1492-CB3G	3	90844
Allen Bradley	1492-CB3H	3	90844
Allen-Bradley	1492-CB1	1	90844
Allen-Bradley	1492-CB2	2	90844
Allen-Bradley	1492-CB3	3	90844
American Ckt. Bkr.	NEF	3	65396 (w/cleat)
American Ckt. Bkr.	NJJ	3	65397 (w/cleat), 65329
American Switch	C	1	65396, 51252, 51254
Bryant	BR	2-3	66321, 51254
Bryant	BR	1	65387, 65396, 51254
Buschmat	S46	1	90844
Challenger	C	2-3	66321, 51254
Challenger	C	1	65387, 65396, 51254
Challenger	CDK	2-3	65397
Challenger	LM	1	65396
Challenger	NEJ	1-2	65396 (w/cleat), 51254
Clipsal	4CB	1-3	90844
Clipsal	4CB116	1	90844
Clipsal	4CB320	3	90844
Crouse-Hinds	MP	2	66321, 51254
Cutler-Hammer	BA	1	65396, 51254
Cutler-Hammer	BAB	2-3	66321
Cutler-Hammer	BAB	1	65387, 65396, 51254
Cutler-Hammer	BD	1	65387, 65396, 51254
Cutler-Hammer	BR	2-3	66321, 51254
Cutler-Hammer	BR	1	65387, 65396, 51254
Cutler-Hammer	BRH	2-3	66321, 51254
Cutler-Hammer	BRH	1	65387, 65396, 51254
Cutler-Hammer	BRHH	2	66321, 51254
Cutler-Hammer	CC	3	65397 (w/cleat)
Cutler-Hammer	CH	2-3	66321, 51254
Cutler-Hammer	CH	1	65387, 65396, 51252, 51254
Cutler-Hammer	CH2	4	66321, 51254
Cutler-Hammer	CHB	2-3	66321, 51254
Cutler-Hammer	CHB	1	65387, 65396, 51252, 51254
Cutler-Hammer	CHH	3	65396 (w/cleat)
Cutler-Hammer	CHKD	2-3	65397
Cutler-Hammer	CHLD	2-4	65329
Cutler-Hammer	CHMDL	2-3	65329
Cutler-Hammer	CHND	2-4	65397 (w/cleat)

# Circuit Breaker Lockouts

BradyID.com/s35

## Circuit Breaker Lockout Compatibility Guide (continued)

Brand	Model No.	Poles	Compatible Part #	Brand	Model No.	Poles	Compatible Part #	Brand	Model No.	Poles	Compatible Part #
Cutler-Hammer	CHP	2-3	66321, 51254	Cutler-Hammer	HND	2-4	65397 (w/cleat)	Cutler-Hammer	QPHGFEP	1	65396
Cutler-Hammer	CHP	1	65387, 65396, 51252, 51254	Cutler-Hammer	HQP	2	66321	Cutler-Hammer	QPHW	2-3	66321
Cutler-Hammer	CHQ	1	65396, 51254	Cutler-Hammer	HQP	1	65387, 65396, 51254	Cutler-Hammer	QPHW	1	65387, 65396, 51254
Cutler-Hammer	CHQ	2	66321, 51254	Cutler-Hammer	JD	2-4	65397	Cutler-Hammer	WME	1-3	90844
Cutler-Hammer	CHSW	2-3	66321, 51254	Cutler-Hammer	JDB	2-3	65397	Cutler-Hammer	WMF	1-3	90844
Cutler-Hammer	CKD	2-3	65397	Cutler-Hammer	JDC	2-4	65397	Cutler-Hammer	WMH	1-4	90844
Cutler-Hammer	CL	1	65387, 65396, 51252, 51254	Cutler-Hammer	KD	2-4	65397	Cutler-Hammer	WMM	1-4	90844
Cutler-Hammer	CL	2	66321, 51254	Cutler-Hammer	KDB	2-4	65397	Cutler-Hammer	WMN	1-4	90844
Cutler-Hammer	CLD	2-4	65329	Cutler-Hammer	KDC	2-4	65397	Cutler-Hammer	WMS	1-4	90844
Cutler-Hammer	CLDC	2-4	65329	Cutler-Hammer	LA	2-3	65397	E-TA	911225	1	90847
Cutler-Hammer	CMDL	2-3	65329	Cutler-Hammer	LD	2-4	65329	E-TA	911220G	2	90844
Cutler-Hammer	CND	2-4	65397 (w/cleat)	Cutler-Hammer	LDB	2-3	65329	FAZ	C16	1-4	90844
Cutler-Hammer	CNDC	2-4	65397 (w/cleat)	Cutler-Hammer	LDC	2-4	65329	Fed. Pacific Elec.	2B	2	51254
Cutler-Hammer	CSR	1	65396, 51254	Cutler-Hammer	LH	3	65397	Fed. Pacific Elec.	BAB	1	65396, 51254
Cutler-Hammer	DK	2-3	65397	Cutler-Hammer	LHB	3	65397	Fed. Pacific Elec.	NA-single	3	65397 (w/cleat), 51254
Cutler-Hammer	E125B	1-4	65396, 51254	Cutler-Hammer	LJ	3	51254	Fed. Pacific Elec.	NA-tie bar	2	51254
Cutler-Hammer	E125E	1-4	65396, 51254	Cutler-Hammer	MA	2-3	65397 (w/cleat)	Fed. Pacific Elec.	NB	1	65397 (w/cleat), 51254
Cutler-Hammer	E125H	1-4	65396, 51254	Cutler-Hammer	MC	2-3	65397 (w/cleat)	Fed. Pacific Elec.	NBHF	1	65396, 51254
Cutler-Hammer	E125S	1-4	65396, 51254	Cutler-Hammer	MD	2-3	65329	Fed. Pacific Elec.	NE/NEF	1-3	65396 (w/cleat)
Cutler-Hammer	ED	2-4	65396, 51254	Cutler-Hammer	MDL	2-3	65329	Fed. Pacific Elec.	NEJ	1-3	65396 (w/cleat)
Cutler-Hammer	EDC	2-4	65396, 51254	Cutler-Hammer	MDS	2-3	65329	Fed. Pacific Elec.	NFJ	1-3	65396
Cutler-Hammer	EDH	2-4	65396, 51254	Cutler-Hammer	NB	2-3	65329	Fed. Pacific Elec.	NJJ	1-3	65397
Cutler-Hammer	EFH	1-4	65396, 51254	Cutler-Hammer	ND	2-4	65397 (w/cleat)	Fed. Pacific Elec.	NJL	1-3	65397
Cutler-Hammer	EGB	1-4	65396, 51254	Cutler-Hammer	NDC	2-4	65397 (w/cleat)	Fed. Pacific Elec.	NM	1-3	65397
Cutler-Hammer	EGE	1-4	65396, 51254	Cutler-Hammer	OPTIM	3	65397 (w/cleat)	Fed. Pacific Elec.	NP-single	1	65396, 51254
Cutler-Hammer	EGS	1-4	65396, 51254	Cutler-Hammer	PB	2-3	65329	Frank Adams	P	1	65396, 51254
Cutler-Hammer	EHC	1-4	65396, 51254	Cutler-Hammer	QBF	1	65396	FUJI Electric	BU-ESA	3	65396 (w/cleat)
Cutler-Hammer	EHD	1-4	65396, 51254	Cutler-Hammer	QBF	2	51254	FUJI Electric	BU-ESB	3	65396 (w/cleat)
Cutler-Hammer	FB	2-3	65396, 51254	Cutler-Hammer	QBGFEP	1	65396	FUJI Electric	BU-FSB	3	65396 (w/cleat)
Cutler-Hammer	FC	1-4	65396, 51254	Cutler-Hammer	QBGFEP	2	51254	FUJI Electric	EA203B	3	65396 (w/cleat)
Cutler-Hammer	FD	1-4	65396, 51254	Cutler-Hammer	QBHF	1	65396	FUJI Electric	EA53B	3	65396 (w/cleat)
Cutler-Hammer	FDB	2-4	65396, 51254	Cutler-Hammer	QBHFEP	1	65396	GE Vynckier	Series E	1-4	90847
Cutler-Hammer	FDC	2-4	65396, 51254	Cutler-Hammer	QBHW	2-3	66321	GE Vynckier	Series G	1-3	90847
Cutler-Hammer	FS	2-3	65396, 51254	Cutler-Hammer	QBHW	1	65387, 65396, 51254	General Electric	EH400	3	65397
Cutler-Hammer	GB	1-3	65396, 51254	Cutler-Hammer	QC	2-3	66321, 51254	General Electric	HQC	3	65396, 51254
Cutler-Hammer	GC	1-3	65396, 51254	Cutler-Hammer	QC	1	65387, 65396, 51254	General Electric	SED	2-3	65396, 51254
Cutler-Hammer	GD	1-3	65396, 51254	Cutler-Hammer	QCD	2-3	66321, 51254	General Electric	SEH	2-3	65396, 51254
Cutler-Hammer	GDB	1-3	65396, 51254	Cutler-Hammer	QCD	1	65387, 65396, 51254	General Electric	SEL	2-3	65396, 51254
Cutler-Hammer	GHB	1-3	65396, 51254	Cutler-Hammer	QCGF	1	65396	General Electric	SEP	2-3	65396, 51254
Cutler-Hammer	GHBGFEP	1	65396, 51254	Cutler-Hammer	QCGFEP	1	65396	General Electric	SFH	2-3	65396, 51254
Cutler-Hammer	GHC	1-3	65396, 51254	Cutler-Hammer	QCHGF	1	65396	General Electric	SFL	2-3	65396, 51254
Cutler-Hammer	GHCGFEP	1	65396, 51254	Cutler-Hammer	QCHGFEP	1	65396	General Electric	SFP	2-3	65396, 51254
Cutler-Hammer	GHCGFEP	1	65396, 51254	Cutler-Hammer	QCHW	2-3	66321, 51254	General Electric	SGD	2-3	65396
Cutler-Hammer	HBAW	2-3	66321	Cutler-Hammer	QCHW	1	65387, 65396, 51254	General Electric	SGH	2-3	65396
Cutler-Hammer	HBAW	1	65387, 65396, 51254	Cutler-Hammer	QHCW	2-3	66321, 51254	General Electric	SGL	2-3	65396
Cutler-Hammer	HBAX	2-3	66321	Cutler-Hammer	QHCW	1	65387, 65396, 51254	General Electric	SGLA	2-3	65396
Cutler-Hammer	HBAX	1	65387, 65396, 51254	Cutler-Hammer	QHCX	2-3	66321, 51254	General Electric	SGP	2-3	65396
Cutler-Hammer	HFD	1-4	65396, 51254	Cutler-Hammer	QHCX	1	65387, 65396, 51254	General Electric	SRPG	3	65396
Cutler-Hammer	HGHB	1	65396, 51254	Cutler-Hammer	QHPW	2-3	66321	General Electric	TB	2	65396 (w/cleat), 51254
Cutler-Hammer	HGHC	1	65396, 51254	Cutler-Hammer	QHPW	1	65387, 65396, 51254	General Electric	TBC	2	65396 (w/cleat), 51254
Cutler-Hammer	HJD	2-4	65397	Cutler-Hammer	QHPX	2-3	66321	General Electric	TE	1-3	65396 (w/cleat), 51254
Cutler-Hammer	HKD	2-4	65397	Cutler-Hammer	QHPX	1	65387, 65396, 51254	General Electric	TEB	1-3	65396 (w/cleat), 51254
Cutler-Hammer	HLD	2-4	65329	Cutler-Hammer	QPGF	1	65396	General Electric	TED	1-3	65396 (w/cleat), 51254
Cutler-Hammer	HMCP	2-3	65396, 65397, 65329	Cutler-Hammer	QPGF	2	51254	General Electric	TEF	1-3	65396 (w/cleat), 51254
Cutler-Hammer	HMDL	2-3	65329	Cutler-Hammer	QPGFEP	1	65396	General Electric	TEL	3	65396 (w/cleat), 51254
Cutler-Hammer	HMDLB	2-3	65329	Cutler-Hammer	QPGFEP	2	51254	General Electric	TEML	3	65396 (w/cleat), 51254
Cutler-Hammer	HMPL	3	65397 (w/cleat), 65329	Cutler-Hammer	QPHGF	1	65396	General Electric	TEY	1-3	65396, 51254

## Circuit Breaker Lockouts Legend

Standard Circuit Breaker Lockouts					EZ Panel Loc™		Miniature Circuit Breaker Lockouts			
<b>65387</b> 120V Snap-On Lockout	<b>65396</b> 120/277V Clamp-On Lockout	<b>65397</b> 480/600V Clamp-On Lockout	<b>65329</b> 480/600V Oversized Lockout	<b>66321</b> Universal Multi-Pole Lockout	<b>51252</b> Snap-On (SQD QO) Lockout	<b>51254</b> Clamp-On (Universal) Lockout	<b>90844</b> Pin-Out Standard Lockout	<b>90847</b> Pin-In Standard Lockout	<b>90850</b> Pin-Out Wide Lockout	<b>90853</b> Tie-Bar Lockout

Lockout Tagout

# Circuit Breaker Lockouts

BradyID.com/s35

## Circuit Breaker Lockout Compatibility Guide (continued)

Brand	Model No.	Poles	Compatible Part #	Brand	Model No.	Poles	Compatible Part #	Brand	Model No.	Poles	Compatible Part #
General Electric	TF	1-3	65396, 51254	Merlin Gerin	C45AD	3	90844	Siemens ITE	HBQ	1	65387, 65396, 51254
General Electric	TFC	3	65396 (w/cleat), 51254	Merlin Gerin	C60a	1-4	90844	Siemens ITE	HBQ	2-3	66321, 51254
General Electric	TFJ	2-3	65397	Merlin Gerin	C60H	1-4	90844	Siemens ITE	HE4	1-3	65396, 51254
General Electric	TFK	2-3	65397	Merlin Gerin	C60N	1-4	90844	Siemens ITE	HED4	1-3	65396, 51254
General Electric	TFL	3	65397	Merlin Gerin	C801N	3	65329	Siemens ITE	HED6	2-3	65396, 51254
General Electric	THED	1-3	65396 (w/cleat), 51254	Merlin Gerin	C80A	3	90850, 90853	Siemens ITE	HFD6	2-3	65397 (w/cleat)
General Electric	THEF	1-3	65396 (w/cleat), 51254	Merlin Gerin	C80A	3	90850, 90853	Siemens ITE	HFXD6	2-3	65397 (w/cleat)
General Electric	THFK	2-3	65397	Merlin Gerin	CE104N	3	65396 (w/cleat)	Siemens ITE	HHED6	2-3	65396, 51254
General Electric	THHQB	2-3	66321, 51254	Merlin Gerin	CJ	3	65397 (w/cleat)	Siemens ITE	HHFD6	2-3	65397 (w/cleat)
General Electric	THHQB-A	1	65387, 65396, 51254	Merlin Gerin	CK1200NA	3	65329	Siemens ITE	HHJD6	2-3	65397
General Electric	THHQB-S	1	65396, 51254	Merlin Gerin	NC100H	1-3	90850	Siemens ITE	HHJXD6	2-3	65397
General Electric	THHQC	1-3	66321, 51254	Merlin Gerin	NC100L	1-4	90850	Siemens ITE	HJD6	2-3	65397
General Electric	THHQC-A	1	65387, 65396, 51254	Merlin Gerin	NC100L MA	3	90850	Siemens ITE	HJXD6	2-3	65397
General Electric	THHQC-S	1	65396, 51254	Merlin Gerin	NC100LH	1-4	90850	Siemens ITE	HMD6	2-3	65329
General Electric	THHQL	2-3	66321, 51254	Merlin Gerin	NC100N	1-4	90850	Siemens ITE	HMXD6	2-3	65329
General Electric	THHQL-A	1	65387, 65396, 51254	Merlin Gerin	NC125H	1-3	90850	Siemens ITE	HN3	2	65329
General Electric	THHQL-S	1	65396, 51254	Proteus	C6	1	90844	Siemens ITE	HND6	2-3	65329
General Electric	THJK4	2-3	65397 (w/cleat)	Proteus	AC22BS5419	2	66321	Siemens ITE	HNXD6	2-3	65329
General Electric	THJK6	2-3	65397 (w/cleat)	Proteus	BSEN60947-3	2	66321	Siemens ITE	HPD6	3	65329
General Electric	THKM12	2-3	65329	Proteus	C16	1	90844	Siemens ITE	HPXD6	3	65329
General Electric	THKM8	2-3	65329	Proteus	C6	1-3	90844	Siemens ITE	HQJ2-H	3	65396, 51254
General Electric	THLC1	3	65396 (w/cleat)	Siemens ITE	5SN22	2	90853	Siemens ITE	HQP	1	65387, 65396, 51254
General Electric	THQB	2-3	66321, 51254	Siemens ITE	5SQ11	1	90850	Siemens ITE	HQP	2-3	66321, 51254
General Electric	THQB-A	1	65387, 65396, 51254	Siemens ITE	5SQ12	2	90853	Siemens ITE	HQPP	1	65387, 65396, 51254
General Electric	THQB-S	1	65396, 51254	Siemens ITE	5SQ13	3	90853	Siemens ITE	HQPP	2-3	66321, 51254
General Electric	THQC	2-3	66321, 51254	Siemens ITE	5SQ16 4	4	90853	Siemens ITE	HQPPH	2	66321, 51254
General Electric	THQC-A	1	65387, 65396, 51254	Siemens ITE	5SX11	1	90850	Siemens ITE	HRD6	3	65329
General Electric	THQC-AL	2-3	66321, 51254	Siemens ITE	5SX12	2	90853	Siemens ITE	HRXD6	3	65329
General Electric	THQC-S	1	65396, 51254	Siemens ITE	5SX13	3	90853	Siemens ITE	JD2	3	65329
General Electric	THQD	2-3	65396 (w/cleat), 51254	Siemens ITE	5SX21	1	90850	Siemens ITE	JD6-A	2-3	65397
General Electric	THQDBL	3	51254	Siemens ITE	BL	1	65387, 65396, 51252, 51254	Siemens ITE	JJ3	3	65397
General Electric	THQL	2-3	66321, 51254	Siemens ITE	BL	2-3	66321, 51254	Siemens ITE	JJ6	3	65329
General Electric	THQL-A	1	65387, 65396, 51254	Siemens ITE	BLF-GFI	2	66321, 51254	Siemens ITE	JL3	3	65397
General Electric	THQL-S	1	65396, 51254	Siemens ITE	BLH	1	65387, 65396, 51254	Siemens ITE	JXD2-A	2-3	65397
General Electric	TJ2	2-3	65397 (w/cleat), 65329	Siemens ITE	BLH	2-3	66321, 51254	Siemens ITE	JXD6-A	2-3	65329
General Electric	TJ4	3	65397	Siemens ITE	BQ	1	65387, 65396, 51254	Siemens ITE	KM3	3	65329
General Electric	TJC	2-3	65396 (w/cleat), 51254	Siemens ITE	BQ	2-3	66321, 51254	Siemens ITE	LL3	3	65397
General Electric	TJD	2-3	65397 (w/cleat)	Siemens ITE	BQCH	1-3	65396, 51254	Siemens ITE	LL6	3	65329
General Electric	TJJ	2-3	65397 (w/cleat)	Siemens ITE	BQD	1-3	65396, 51254	Siemens ITE	LXD6-ETI	3	65329
General Electric	TJK	2-3	65397 (w/cleat)	Siemens ITE	BQH	1	65387, 65396, 51254	Siemens ITE	MD6	2-3	65329
General Electric	TJS	2-3	65397 (w/cleat)	Siemens ITE	BQH	2-3	66321, 51254	Siemens ITE	MXD6	2-3	65329
General Electric	TK4V	3	65397	Siemens ITE	CED6	2-3	65396, 51254	Siemens ITE	MXD6-ETI	2-3	65329
General Electric	TKC	3	65396 (w/cleat), 51254	Siemens ITE	CFD6	2-3	65397 (w/cleat)	Siemens ITE	ND6	2-3	65329
General Electric	TKM	2-3	65329	Siemens ITE	CFD6-ETI	2-3	65397 (w/cleat)	Siemens ITE	NXD6	2-3	65329
General Electric	TKMA8	3	65329	Siemens ITE	CJ3	3	65397	Siemens ITE	PD6	3	65329
General Electric	TQB	2-3	66321, 51254	Siemens ITE	CJD6	2-3	65397	Siemens ITE	PXD6	3	65329
General Electric	TQB-A	1	65387, 65396, 51254	Siemens ITE	CJD6-ETI	2-3	65397	Siemens ITE	QJ2	2-3	65396 (w/cleat), 51254
General Electric	TQB-S	1	65396, 51254	Siemens ITE	CLF	2	65397	Siemens ITE	QJ2-H	2-3	65396 (w/cleat), 51254
General Electric	TQC	2-3	66321, 51254	Siemens ITE	CMD6	3	65329	Siemens ITE	QJH2	2-3	65396 (w/cleat), 51254
General Electric	TQC-A	1	65387, 65396, 51254	Siemens ITE	CMD6-ETI	3	65329	Siemens ITE	QP	1	65387, 65396, 51254
General Electric	TQC-S	1	65396, 51254	Siemens ITE	CND6	3	65329	Siemens ITE	QP	2-3	66321, 51254
General Electric	TQD	2-3	65396	Siemens ITE	CPD6	3	65329	Siemens ITE	QP1	1	65396, 51254
General Electric	TQL-A	1	65387, 65396, 51254	Siemens ITE	CQD	1-3	65396 (w/cleat), 51254	Siemens ITE	QPH	1	65387, 65396, 51254
General Electric	TQL-S	1	65396, 51254	Siemens ITE	E2	1-3	65396, 51254	Siemens ITE	QPH	2-4	66321, 51254
General Electric	V	1-3	90847	Siemens ITE	E4	1-3	65396, 51254	Siemens ITE	QPP	1	65387, 65396, 51254
General Electric	V	1-4	90847	Siemens ITE	ED	1-3	65396, 51254	Siemens ITE	QPP	2-3	66321, 51254
Hager	453717	3	90844	Siemens ITE	ED4	1-3	65396, 51254	Siemens ITE	QPPH	1	65387, 65396, 51254
Hager	MW216A	2	90844	Siemens ITE	ED6	1-3	65396, 51254	Siemens ITE	QPPH	2-3	66321, 51254
Hager	MW620A	4	90844	Siemens ITE	ED6-ETI	3	65396, 51254	Siemens ITE	RD6	3	65329
Heinemann	LB	1	65396 (w/cleat)	Siemens ITE	EE3	3	65396 (w/cleat), 51254	Siemens ITE	RXD6	3	65329
Heinemann	LF	1	65396 (w/cleat)	Siemens ITE	EH3	3	65396 (w/cleat), 51254	Siemens ITE	SCMD6	3	65329
Heinemann	LJ	1	65396 (w/cleat)	Siemens ITE	EQP	4	66321, 51254	Siemens ITE	SCND6	3	65329
Kapp	LS68	1	90844	Siemens ITE	ET	3	65396 (w/cleat), 51254	Siemens ITE	SHLD6-A	3	65329
Legrand	1908	1	90844	Siemens ITE	FD6A	2-3	65397 (w/cleat)	Siemens ITE	SHMD6	3	65329
Legrand	1935	3	90844	Siemens ITE	FJ2-B	2-3	65396 (w/cleat), 65397 (w/cleat)	Siemens ITE	SHND6	3	65329
Legrand	1980	3-4	90844	Siemens ITE	FJ3	2	65397	Siemens ITE	SHPD6	3	65329
Legrand	4302	2	90847	Siemens ITE	FJ6	2	65397 (w/cleat)	Siemens ITE	SMD6	3	65329
Legrand	6469	3	90847	Siemens ITE	FXD6-ETI	2-3	65397 (w/cleat)	Siemens ITE	SND6	3	65329
Lemag	SD62	1	65396	Siemens ITE	FXD6A	2-3	65397 (w/cleat)	Siemens ITE	SPD6	3	65329
Merlin Gerin	B100A	2	90850, 90853	Siemens ITE	GF	1	65396, 51254	Siemens ITE	VF3	3	65396
Merlin Gerin	B100A	2	90850, 90853	Siemens ITE	HBL	1	65387, 65396, 51254	Siemens 17U	5SQ16	4	90853
Merlin Gerin	C1251N	3	65329	Siemens ITE	HBL	2-3	66321, 51254	Siemens C10	5SX1	1	90850
Merlin Gerin	C32N	1-3	90844					Siemens C32	5SX1-2	2	90853

Lockout Tagout

# Circuit Breaker Lockouts

BradyID.com/s35

## Circuit Breaker Lockout Compatibility Guide (continued)

Brand	Model No.	Poles	Compatible Part #	Brand	Model No.	Poles	Compatible Part #	Brand	Model No.	Poles	Compatible Part #
Siemens L20A	5SN2-2	2	90853	Square D	QO	2-3	65387, 65396, 51252, 51254	Westinghouse	HMC	3	65397
Square D	EDB	1-3	65396, 51254	Square D	QO-H	2	51252	Westinghouse	HMCP	3	65396 (w/cleat), 51254
Square D	EGB	1-3	65396, 51254	Square D	QO-SWN	2-3	65387, 65396, 51252, 51254	Westinghouse	HNC	3	65329
Square D	EH4	1-3	65396, 51254	Square D	QO-VH	1	51252	Westinghouse	HQNP	3	65396, 51254
Square D	EHB	1-3	65396, 51254	Square D	QO-VH	2-3	65387, 65396, 51252, 51254	Westinghouse	HQP	1	65387, 65396, 51254
Square D	EHB	2-3	66321, 51254	Square D	QOB	1	51252	Westinghouse	JA	2-3	65397
Square D	EJB	1-3	65396, 51254	Square D	QOB	2-3	65387, 65396, 51252, 51254	Westinghouse	JB	3	65397
Square D	EZ	3	65329	Square D	QOB-H	2	51252	Westinghouse	JD	2-4	65397
Square D	FA	1-3	65396 (w/cleat)	Square D	QOB-VH	2-3	66321	Westinghouse	JDB	3	65397
Square D	FAL	1-3	65396 (w/cleat)	Square D	QOB-VH	1	65387, 65396, 51252, 51254	Westinghouse	KA	3	65397 (w/cleat)
Square D	FC	3	65396 (w/cleat)	Square D	QOM1-VH	2	65396, 51254	Westinghouse	KB	2-3	65397
Square D	FCL	2-3	65396 (w/cleat)	Square D	QOM2-VH	2	65396, 51254	Westinghouse	LA	3	65397 (w/cleat)
Square D	FDA	2-3	65396, 51254	Square D	QOU	1	51252	Westinghouse	LB	3	65397
Square D	FGA	3	51254	Square D	QOU	2-3	65396, 51252, 51254	Westinghouse	LBB	3	65397
Square D	FH	1-3	65396 (w/cleat)	Square D	QOU w/tie bar	2-3	66321, 51254	Westinghouse	LH	3	65397
Square D	FHL	1-3	65396 (w/cleat)	Square D	QYU	1	51252	Westinghouse	MA	2-3	65397 (w/cleat)
Square D	FHL-DC	3	65396 (w/cleat)	Square D	Y1	1	65397	Westinghouse	MC	2-3	65397 (w/cleat)
Square D	FHP	3	65396 (w/cleat)	Sursum	EA53	3	90847	Westinghouse	MCC	2-3	65397 (w/cleat)
Square D	FI	3	65396 (w/cleat)	Sylvania GTE	QC	2	66321, 51254	Westinghouse	MCO	3	65396 (w/cleat), 51254
Square D	FL	3	65396 (w/cleat)	Sylvania GTE	Type C	2	66321, 51254	Westinghouse	NB	2-3	65329
Square D	FL	3	65396 (w/cleat)	Thomas & Betts	F Frame	1-3	65396, 51254	Westinghouse	P	3	65396, 51254
Square D	FY	1	65396 (w/cleat)	Toshiba	E225B	3	65396 (w/cleat)	Westinghouse	QBHW	1	65387, 65396, 51254
Square D	GJL	3	65396 (w/cleat)	Westinghouse	BA	1-3	65387, 65396, 51254	Westinghouse	QC	3	66321
Square D	KA	2-3	65396 (w/cleat)	Westinghouse	BA w/tie bar	2-3	66321	Westinghouse	QC	1	65387, 65396, 51254
Square D	KAL	2-3	65396 (w/cleat)	Westinghouse	BAB	1-3	65387, 65396, 51254	Westinghouse	QCHQ	1	65387, 65396, 51254
Square D	KAP	2-3	65397	Westinghouse	BR	1-3	65387, 65396, 51254	Westinghouse	QHCW	1	65387, 65396, 51254
Square D	KC	2-3	65396 (w/cleat)	Westinghouse	BR w/tie bar	2-3	66321, 51254	Westinghouse	QHCX	1	65387, 65396, 51254
Square D	KCL	2-3	65396 (w/cleat)	Westinghouse	BRH w/tie bar	2-3	66321	Westinghouse	QHPW	1	65387, 65396, 51254
Square D	KH	2-3	65396 (w/cleat)	Westinghouse	CA	2	65396 (w/cleat)	Westinghouse	QPHW	1	65387, 65396, 51254
Square D	KHL	3	65396 (w/cleat)	Westinghouse	DA	2-3	65397	Westinghouse	Quicklag P	1-3	65396, 51254
Square D	KI	2-3	65396 (w/cleat)	Westinghouse	DK	3	65397	Westinghouse	RE	1-2	65396, 51254
Square D	KIL	2-3	65396 (w/cleat)	Westinghouse	EB	1-3	65396 (w/cleat), 51254	Westinghouse	RH	3	65397
Square D	L2	3	65329	Westinghouse	ED	2-3	65396, 51254	Westinghouse	WPHX	1	65387, 65396, 51254
Square D	LA	2-3	65397 (w/cleat)	Westinghouse	EH	1-3	65396, 51254	Wylex	WRS40/2	2	90844
Square D	LAL	2-3	65397 (w/cleat), 65329	Westinghouse	EHB	1-3	65396 (w/cleat)	Zinsco	HQB	3	65396, 51254
Square D	LAP	3	65397 (w/cleat), 65329	Westinghouse	EHD	1-3	65396, 51254	Zinsco	QB	1	65396, 51254
Square D	LC	3	65329	Westinghouse	FA	3	65396 (w/cleat), 51254				
Square D	LCP	3	65329	Westinghouse	FB	2-3	65396 (w/cleat), 51254				
Square D	LH	2-3	65397 (w/cleat)	Westinghouse	FD	1-4	65396, 51254				
Square D	LHL	3	65397 (w/cleat), 65329	Westinghouse	FDB	2-4	65396, 51254				
Square D	LHP	1-2	65397 (w/cleat), 65329	Westinghouse	FDC	2-4	65396, 51254				
Square D	LXL	3	65329	Westinghouse	FP	3	65397 (w/cleat)				
Square D	MA	3	65329	Westinghouse	GB	1-3	65396, 51254				
Square D	MA	2-3	65397 (w/cleat)	Westinghouse	GBH	1-3	65396, 51254				
Square D	MAL	3	65329	Westinghouse	GHB	1-3	65396, 51254				
Square D	MH	2-3	65329	Westinghouse	GR	3	65397				
Square D	MH	2-3	65397 (w/cleat)	Westinghouse	HBAW	1	65387, 65396, 51254				
Square D	MHL	2-3	65329	Westinghouse	HBAX	1	65387, 65396, 51254				
Square D	ML-1	3	65397 (w/cleat)	Westinghouse	HCA	3	65396 (w/cleat)				
Square D	ML-3	3	65329	Westinghouse	HFB	1-3	65396 (w/cleat)				
Square D	MXL	3	65329	Westinghouse	HFD	1-4	65396, 51254				
Square D	Q1B	2-3	65396, 51254	Westinghouse	HFK	3	65397				
Square D	Q1L	2-3	65396, 51254	Westinghouse	HLA	3	65397				
Square D	Q2	2-3	65396 (w/cleat)	Westinghouse	HLB	2-3	65397				
Square D	Q2H	2-3	65396 (w/cleat)								
Square D	Q2L	2-3	65396 (w/cleat)								
Square D	Q2MT	2-3	65396 (w/cleat)								
Square D	Q4	2-3	65397 (w/cleat)								
Square D	Q4L	2-3	65397 (w/cleat)								
Square D	QO	1	51252								

Lockout Tagout

## Circuit Breaker Lockouts Legend

Standard Circuit Breaker Lockouts					EZ Panel Loc™		Miniature Circuit Breaker Lockouts			
<b>65387</b> 120V Snap-On Lockout	<b>65396</b> 120/277V Clamp-On Lockout	<b>65397</b> 480/600V Clamp-On Lockout	<b>65329</b> 480/600V Oversized Lockout	<b>66321</b> Universal Multi-Pole Lockout	<b>51252</b> Snap-On (SQD QO) Lockout	<b>51254</b> Clamp-On (Universal) Lockout	<b>90844</b> Pin-Out Standard Lockout	<b>90847</b> Pin-In Standard Lockout	<b>90850</b> Pin-Out Wide Lockout	<b>90853</b> Tie-Bar Lockout

# TAGLOCK™ Circuit Breaker Lockouts

BradyID.com/s35

**new**

## TAGLOCK™ Circuit Breaker Securing Devices

### Tagout Plus Physical Restraint Protection for Multiple Workers

With Brady's TAGLOCK™ circuit breaker securing devices, your maintenance team members can individually tag and secure each circuit breaker for improved safety and compliance. These devices are secured to circuit breakers with standard non-releasable 50-pound minimum strength nylon cable ties.

#### TAGLOCK securing devices feature:

- **Easy installation** onto the breaker with nylon cable tie and the worker's ID tag
- **Multiple worker tagging capabilities** for up to 4 workers to apply a nylon cable tie and their ID tag
- **Secure restraints** that will remain securely fastened to the breaker switch until each person has removed their nylon cable tie and tag
- **Pre-loadable tags** enable users to prepare ID tags in advance and then quickly secure them to the designated energy control lockout points
- **More convenient** lockout tagout option eliminates the need to use locks
- **Cost savings** when it comes to tag preparation and reduced equipment downtime

### Comprehensive Lockout Tagout

When properly attached and secured to an energy-isolating circuit breaker, TAGLOCK lockout devices provide a positive restraint to hold the breaker switch in the safe de-energized position. All lockout tagout products, including TAGLOCK devices, should always be recognized and used in accordance with a comprehensive documented lockout tagout program that includes the use of controls, thorough lockout procedures and careful training, combined with the assurance of employee accountability.



Lockout Tagout

### Innovative TAGLOCK™ Lockout Features



Securable by BOTH cable tie & safety lock at the same time.



Save time by "pre-loading" your tag and cable tie before walking to the energy point.



120V breaker lockout devices fit on breakers next to each other, enabling multiple tagouts at one time.



**Mini Lockout Tags**  
Complete The Taglock Solution

(Fasteners sold separately)

Catalog #	Description	Size	Qty.
148824	Mini Tag	2-1/2" x 2"	25
81762	Nylon Fasteners	7"	100

# TAGLOCK™ Circuit Breaker Lockouts


BradyID.com/s35



## TAGLOCK™ 120V Snap-On Breaker Lockout

- Designed for 120V breakers with holes in the switch tongue
- Quick and easy – just snap in place and apply lock!
- Dual cavities accommodate different size switch tongues

Catalog #	Qty.	Qty
148689	120V Snap-On Breaker Lockout	1
148693	120V Snap-On Breaker Lockout	6
148694	120V Snap-On Breaker Lockout	50



## TAGLOCK™ 120V Holed Tongue Breaker Lockout

- Align pins with holes in breaker and snap closed
- Pins prevent switch from being thrown
- Lockout is small enough to lockout multiple breakers in a row

Catalog #	Qty.	Qty
148696	Breaker Switches with Holes	1
148688	Breaker Switches with Holes	6
148700	Breaker Switches with Holes	50



## TAGLOCK™ Universal Multi-Pole Breaker Lockout

- Single device works with most major multi-pole breakers that employ a tie-bar
- Use thumbscrew to clamp lockout securely over tie bar, then insert lock to prevent clamp from being loosened

Catalog #	Qty.	Qty
148702	Multi-pole Breaker Lockout	1
148697	Multi-pole Breaker Lockout	6
148695	Multi-pole Breaker Lockout	50



## TAGLOCK™ 120/277V Clamp-On Breaker Lockout

- Extremely versatile – works on a wide range of single-pole and internal-trip multi-pole breakers!
- Use thumbscrew to clamp lockout onto switch tongue, then pull cover over thumbscrew and lock in place to prevent clamp from being loosened
- Includes cleat to expand the range of applicable breakers

Catalog #	Qty.	Qty
148690	120/277V Breaker Lockout	1
148698	120/277V Breaker Lockout	6
148699	120/277V Breaker Lockout	50
65404	Extra Cleats for 120/277V Lockout	6



## TAGLOCK™ 480/600V Clamp-On Breaker Lockout

- Extremely versatile – works on a wide range of single-pole and internal-trip multi-pole breakers!
- Use thumbscrew to clamp lockout onto switch tongue, then pull cover over thumbscrew and lock in place to prevent clamp from being loosened
- Includes cleat to expand the range of applicable breakers

Catalog #	Qty.	Qty
148701	480/600V Breaker Lockout	1
148687	480/600V Breaker Lockout	6
148686	480/600V Breaker Lockout	25
65406	Extra Cleats for 480/600V Lockout	6



## TAGLOCK™ Oversized Clamp On Breaker Lockout

- Oversized 480/600V frame lockout fits breaker switches up to 2-1/4" wide and 7/8" thick
- Made of durable polypropylene and glass filled-impact-modified nylon

Catalog #	Qty.	Qty
148692	Oversized Breaker Lockout	1
148691	Oversized Breaker Lockout	6
148685	Oversized Breaker Lockout	25

Lockout Tagout

# Circuit Breaker Lockouts

BradyID.com/s35

## EZ Panel Loc™ System

- Works on wide range of breakers, including single- and multi-pole configurations
- Can be used with most padlocks by making use of unique lock rail system
- Allows panel door to be closed even when lockouts are in place
- Accommodates multiple locks, facilitating group lockout activity without hasps
- Keeps weight off the breakers, protecting delicate electrical components from damage
- Positions locks and tags outside the panel, making sure lockout activity is clearly visible to anyone in the area
- Patent No. 6,727,441

(Not recommended for use with multilock hasps)



### Two Styles Secure Most 120V – 277V Breakers



#### Snap-On Style

- For use on Square D NQO and other breakers that have a hole in the switch tongue
- Align pins with holes in breaker and snap closed
- Pins prevent switch from being thrown
- Size: 0.90" x 1.88" x 0.74"
- Rails sold separately

Catalog #	Description	Qty.
51252	Snap-On Lockout w/ 2" Cable	1
65815	Snap-On Lockout w/ 2" Cable	6



#### Clamp-On Style

- For use on breakers that do not have a hole in the switch tongue
- Turn thumbscrew to clamp lockout securely onto switch, then snap the cover closed to prevent thumbwheel from being loosened
- Size: 0.95" x 2.56" x 0.74"
- Rails sold separately

Catalog #	Description	Qty.
51254	Clamp-On Lockout w/ 2" Cable	1
65810	Clamp-On Lockout w/ 2" Cable	6



#### Spacing Gasket & Lock Rails

- For low profile panels, Self-adhesive gasket pushes out low profile panel frame adding an additional 3/8" of clearance between the panel and the door
- Lock rails made of durable isoplast polymers with acrylic adhesive backing

Catalog #	Description	Qty.
51256	4" Lock Rail (7 loops)	1
65814	4" Lock Rail (7 loops)	6
51258	8" Lock Rail (15 loops)	1
51260	8" Lock Rail (15 loops)	6
89256	Spacing Gasket 3/8"D x 1"W x 15'L	1

Lockout Tagout

### EZ Panel Loc™ System In Action



1. Expose the super-bond adhesive on back of rail. Permanently affix to any location on the panel.



2. Attach the lockout device to the breaker and snap into locked position.




3. Pass plastic key through lock rail and attach lock, preventing key from sliding down cable to device.



4. After procedure is finished, unlock device by inserting and turning the black plastic key.

# Circuit Breaker Lockouts

BradyID.com/s35



## 480-600V Breaker Blocker

- For oversized and irregularly shaped switches
- Self-adhesive backed rails are permanently installed onto panel
- Blocking bars are 7-1/2" long
- Red blocking bar indicates locked off, green bar indicates locked on

Catalog #	Description	Qty.
90891	Breaker Block Kit*	1
90892	7.6" Red Blocking Bar	5
90893	7.6" Green Blocking Bar	5
51264	4" Yellow Mounting Rails	2
51265	Blocking Bar Holder	5


\*Kit includes 2 yellow mounting rails, 1 red blocking bar, 1 green blocking bar and 3 alcohol wipes.



## Universal Multi-Pole Breaker Lockout

- Single device works with most major multi-pole breakers that employ a tie-bar
- Made of durable impact-modified nylon
- Use thumbscrew to clamp lockout securely over tie bar, then insert lock to prevent clamp from being loosened
- Patent No. 5,300,740

Catalog #	Description	Qty.
66321	Universal Multi-Pole Breaker Lockout	1
66320	Universal Multi-Pole Breaker Lockouts	6



## 120V Snap-On Breaker Lockout

- Designed for 120V breakers with holes in the switch tongue
- Quick and easy – just snap in place and apply lock!
- Dual cavities accommodate different size switch tongues
- Accepts lock shackles up to 9/32" dia.
- Dimensions: 0.83"H x 0.35"W x 2.15"L

Catalog #	Description	Qty.
65387	120V Snap-On Breaker Lockout	1
65688	120V Snap-On Breaker Lockouts	6



## 120/277V and 480/600V Clamp-On Breaker Lockout

- Extremely versatile – works on a wide range of single-pole and internal-trip multi-pole breakers!
- Use thumbscrew to clamp lockout onto switch tongue, then pull cover over thumbscrew and lock in place
- Accepts lock shackles up to 9/32" dia.
- Included detachable cleats expand the range of applicable breakers

Catalog #	Description	Qty.
65396	120/277V Clamp-On w/ Cleat	1
65965	120/277V Clamp-On w/ Cleat	6
65397	480/600V Clamp-On w/ Cleat	1
65966	480/600V Clamp-On w/ Cleat	6



## Oversized 480/600V Clamp On Breaker Lockout

- Oversized 480/600V frame lockout fits breaker switches up to 2-1/4" wide and 7/8" thick
- Made of durable polypropylene and glass filled-impact-modified nylon
- Patent No. 5,500,495

Catalog #	Description	Qty.
65329	Oversized Breaker Lockout	1
65321	Oversized Breaker Lockout	6



## Extra Cleats for Clamp-On Breaker Lockout

- Use in conjunction with clamp-on breaker lockouts (sold separately) to expand the range of applicable breakers that can be locked out
- Easily clips onto the bottom of the lockout body
- Assures positive restraint for breakers with long, sliding switch throws

Catalog #	Description	Qty.
73251	Extra Cleats For 120/277V Lockout	1
65404	Extra Cleats For 120/277V Lockout	6
73252	Extra Cleats For 480/600V Lockout	1
65406	Extra Cleats For 480/600V Lockout	6

Lockout Tagout



# Circuit Breaker Lockouts

BradyID.com/s35

## Miniature Circuit Breaker Lockouts

- A safe and effective method for locking out miniature circuit breakers, commonly used in European and Asian equipment
- **NO TOOLS** required for installation! The lockout is easily installed with a push button. Tie bar style lockouts have a convenient thumb wheel for quick application.
- Available for single and multi-pole breakers
- Accept locks with shackle dia. up to 9/32"
- Material: Glass-filled nylon



**Pin-Out Standard (POS)**



**Pin-In Standard (PIS)**



**Pin-Out Wide (POW)**



**Tie-Bar Lockout (TBLO)**



Catalog #	Type	Qty.
90844	POS - Pin Out	1
90845	POS - Pin Out	6

Catalog #	Type	Qty.
90847	PIS - Pin In	1
90848	PIS - Pin In	6

Catalog #	Type	Qty.
90850	POW - Pin Out	1
90851	POW - Pin Out	6

Catalog #	Type	Qty.
90853	TBLO - Tie Bar	1
90854	TBLO - Tie Bar	6

## Miniature Circuit Breaker Compatibility Chart

Brand	Poles	Model No.	Type	Catalog # (1/pkg)
ABB	1	S222	POS	90844
ABB	1	F374	POS	90844
ABB	1	S251, S261, S263	POS	90844
ABB	1	S272, S253	POS	90844
ABB	3	S253	POS	90844
AEG	2	E82S	PIS	90847
Allen-Bradley	1,2,3	1492-CB1, 2, 3	POS	90844
Buschmat	1	S46	POS	90844
Clipsal	1	4CB116	POS	90844
Clipsal	3	4CB320	POS	90844
E-T-A	1	911225	PIS	90847
E-T-A	2	911220G	POS	90844
FAZ	4	C16	POS	90844
FAZ	1	C16	POS	90844
GE Vynckier	3	Series E	PIS	90847
GE Vynckier	3	Series G	PIS	90847
GE Vynckier	4	Series E	PIS	90847
GE Vynckier	1	Series G	PIS	90847
GE Vynckier 16A	2	Series E	PIS	90847
GE Vynckier C16, 16A	1	Series E	PIS	90847
Hager	3	453717	POS	90844
Hager	2	MW216A	POS	90844
Hager	4	MW620A	POS	90844
Kapp	1	LS68	PIS	90844
Legrand	2	1935	TBLO	90844
Legrand	3	1980	TBLO	90844

Brand	Poles	Model No.	Type	Catalog # (1/pkg)
Legrand	4	1980	TBLO	90844
Legrand	2	4302	PIS	90847
Legrand	3	6469	PIS	90847
Legrand	1	1908	POS	90844
Merlin Gerin	3	C80A	TBLO, POW	90850, 90853
Merlin Gerin	2	B100A	TBLO, POW	90850, 90853
Merlin Gerin	1	C60N	POS	90844
Merlin Gerin	1	C32N	POS	90844
Merlin Gerin	2	C60N	POS	90844
Merlin Gerin	4	C60N	POS	90844
Merlin Gerin	3	C32N	POS	90844
Merlin Gerin	3	C45AD	POS	90844
Proteus	1	C16	POS	90844
Proteus	1	C6	POS	90844
Proteus	3	C6	POS	90844
Siemens 17U	2	5SQ12	TBLO	90853
Siemens 17U	3	5SQ13	TBLO	90853
Siemens 17U	4	5SQ16	TBLO	90853
Siemens 17U	1	5SQ11	POW	90850
Siemens C10	1	5SX1	POW	90850
Siemens C32	2	5SX1-2	TBLO	90853
Siemens C70	3	5SX13	TBLO	90853
Siemens L20A	2	5SN2-2	TBLO	90853
Sursum	3	EA53	PIS	90847
Wylex	2	WRS40/2	POS	90844

Lockout Tagout



## 3-In-1 Electrical Plug Lockout

- Accommodates high and low-voltage plugs up to 3" in diameter and 5-1/2" in length
- 2 sliding top lids can be used individually or together to accommodate small, medium and large-diameter cords up to 1-1/4"
- Constructed of yellow thermoplastic
- Visual label supplied in bilingual format

Catalog #	Type
PLO23	3-in-1 Plug Lockout



## Hubbell Plugout™ Lockout

- Two sizes available to fit most heavy industrial plug applications
- Small version accepts plugs with maximum 2-3/4" diameter and 4-3/4" length with 1" cord
- Large version accepts plugs with maximum 4-1/2" diameter and 10-3/20" length with 19/20" cord

Catalog #	Type
65695	Small Plugout™
65968	Large Plugout™



## Electrical Plug Lockouts

- Prevent electrical plugs from being inserted into a wall outlet. Use when plug will not remain under the exclusive control of the person performing service
- Constructed of rugged polypropylene
- Small 110V lockout: 2"H x 2"D x 3-1/2"W with 1/2" dia. hole for cable
- Large 220/500V lockout: 3-1/4"H x 3-1/4"D x 7"W with 1" dia. hole for cable


Catalog #	Type
65674	Small 110V Plugout
65675	Large 220/500V Plugout



## Stopower™ Plug Lockouts

- Ideal for office equipment and other frequently locked out cords
- For use on 2 or 3 pronged polarized plugs
- Cord cannot be plugged in with Stopower™ in place
- Device cannot be removed without key

Catalog #	Type	Qty.
65673	Red Stopower Plug (keyed different)	1
QB0033	Red Stopower Plug (keyed alike)	1



## Electrical/Pneumatic Plug Lockout

- Accommodates a large variety of electrical plugs up to 3-1/2" in diameter and 5" in length as well as male air hose connectors
- Holes accommodate electrical cord or "necked down" pneumatic male fittings commonly attached to compressed air hose
- Works on 110V, 220V & 550V plugs
- Constructed of durable polystyrene

Catalog #	Type
PLO27E	Electrical/Pneumatic Plug Lockout



## Detachable IEC Plug Lockout

- Block to prevent power going to the socket
- Durable, vibrant-orange nylon material
- Lightweight, compact size
- Simply plug into socket and twist

Catalog #	Type	Qty.
148081	Detachable Power Cord Plug Lockout	1



## Wall Switch Lockouts

- Use with most wall-mounted switches
- Easy to install using existing screws
- 65392 & 65696 come in a high visibility red and can lock switch in "on" or "off" position
- WSLO style features a patented non-hinge design and is made of strong, clear polycarbonate

Catalog #	Description	Qty.
65392	Red Wall Switch Lockout	1
65696	Red Wall Switch Lockout	6
WSLO	Clear Wall Switch Lockout	1

\*Padlock not included

# Electrical Lockouts

BradyID.com/s35



## Push Button and E-Stop Safety Covers

- Temporarily prevent access to the ON/OFF and emergency stop buttons
- Universal fit for IEC & NEMA buttons
- Features one-time installation of low profile base and removable, transparent cover which allows view of button position while cover is installed
- Hinged eyelet accepts safety locks
- Each base supplied with 1 yellow label, 1 red label and adhesive backing



Each base supplied with 1 yellow label, 1 red label and adhesive backing.

Catalog #	Description	Button	Color	Qty.
134018	Small Base + Short Cover	16mm	Red Cover	1
130819	Small Base + Tall Cover	16mm	Red Cover	1
130820	Medium Base + Medium Cover	22mm	Red Cover	1
130821	Large Base + Medium Cover	30mm	Red Cover	1
139793	Small Base + Short Cover	16mm	Clear Cover	1
139794	Small Base + Tall Cover	16mm	Clear Cover	1
139795	Medium Base + Medium Cover	22mm	Clear Cover	1
139796	Large Base + Medium Cover	30mm	Clear Cover	1
130822	Extra Bases - Small	16mm		5
130823	Extra Bases - Medium	22mm		5
130824	Extra Bases - Large	30mm		5



Push Button Cover NEMA 30.5 mm (PBL6)

Push Button Cover IEC 22.5mm (PBL8)

## Push Button Safety Covers

- 104602: Clear Lexan hinged cover completely covers button, and prevents access. White legend plate included
- 104603: Clear Lexan & metal hinged cover completely covers button preventing access

Catalog #	Type
PBL6	Push Button Safety Cover - NEMA 30.5 mm
PBL8	Push Button Safety Cover - IEC 22.5 mm



Emergency Stop Cover NEMA 30.5mm (PBL2)

Emergency Stop Cover IEC 22.5mm (PBL4)

## Emergency Stop Safety Covers

- Permanently install over push/pull or twist-release emergency stops
- Durable metal bar locks button in the depressed (off) position when lock shackle is inserted

Catalog #	Type
PBL2	Emergency Stop Cover - NEMA 30.5 mm
PBL4	Emergency Stop Cover - IEC 22.5 mm



## Safe-T-Grip® Fuse Pullers

- Provides maximum convenience when removing or replacing cartridge fuses
- Notched handles for non-slip grip
- Clearly marked amperage ranges
- Exceeds MIL specifications

Catalog #	Description
65279	5" long Fuse Puller for 9/32"-1/2" dia. fuses
65280	7-1/2" long Fuse Puller for 0-100A, 250V & 600V


Lockout Tagout



## Universal Fuse Lockout

- Designed to prevent the un-intended re-energization of an energy source through a fuse
- Easy to use device fits most fuse holders between 20 and 400 amps
- Dimensions: 1.38"H x 0.59"W x 2.36"D

Catalog #	Description	Qty.
873367	Universal Fuse Lockout - Red	1



## Fuse Lockout Device

- Unique locking mechanism prevents device from being accidentally removed from fuse block
- Available in two sizes for most commonly used fuses

Catalog #	Description	Qty.
65750	Fuse Lockout size 1/32"	6
65751	Fuse Lockout size 9/16"	6



## Fuse Blockout Device

- Use small blockout device to fit fuses 1/4", 9/32", 13/32" & 9/16" in size
- Use large blockout to fit 13/16", 11/16" & blade type fuses

Catalog #	Description	Qty.
65690	Small Fuse Blockout	6
65691	Large Fuse Blockout	6



## Pneumatic Quick-Disconnect Lockout

- Isolates pneumatic energy without the expense and inconvenience of installing in-line lockout valves
- Device is applied to the male fitting, isolating equipment from all compressed air sources
- Accommodates the majority of 1/4", 3/8", 1/2" male fittings
- Hole in center of device allows for permanent storage on an air hose and a loop on the side can be used to hang the hose and lockout device
- Accepts locks with up to 1/4" shackle

Catalog #	Description	Qty.
64221	Pneumatic Lockout	1
65645	Pneumatic Lockout	6



## AC Sensor

- Selected by OSHA Electrical Technical Equipment Committee as the only instrument of its type for use by OSHA compliance officers to identify and cite electrical hazards of 50-1000 volts AC
- CAT IV rated and UL Listed
- Patent #5,103,165

Catalog #	Description
65269	AC Sensor



## SMC Air Line Regulator Lockout

- Enables regulator to be locked in the on, off or throttled position
- Easy installation: remove snap cap, install lockout on regulator rod, snap replacement cap on regulator
- Comes with lockout, cap and allen wrench. Padlock not included

Catalog #	Description
64539	Lockout for Miniature SMC Models AR2000 / NAR2000
64540	Lockout for Intermediate SMC Models AR3000 / NAR3000



## Cylinder Tank Lockout

- Used to lockout cylinder tanks, including propane tanks on fork trucks and stand alone propane tanks
- Apply with ease to prevent access to the valve handle
- Designed to fit in tight spaces
- Valve stem hole is 1.25" in diameter
- Made of rugged polystyrene plastic

Catalog #	Description
SD02M	Cylinder Tank Lockout



## Gas Cylinder Lockout

- Prevents access to main cylinder valve
- No need to match your lockout device to varying diameters and threads of cylinder caps
- Accommodates neck rings up to 3-1/2" diameter
- Easy and efficient installation saves you time

Catalog #	Description
LM023E	Gas Cylinder Lockout



## Snap Cap™ Gas Cylinder Lockout

- Designed to fit most North American high and low pressure gas cylinders
- Meets DOT standards
- Denies access to the main cylinder control and regulator attachment
- Powder coated welded steel construction is extremely durable

Catalog #	Description	Color
90496	6.5" x 3-1/8" x 11 UN, High Pressure Fine Thread	Yellow
95137	6.5" x 3-1/2" x 11 UN, Low Pressure Fine Thread	Yellow
95138	6.5" x 3-1/8" x 11 UN, High Pressure Coarse Thread	Yellow
95139	6.5" x 3-1/2" x 11 UN, Low Pressure Coarse Thread	Yellow