

INABA DENKO



INSULATED COPPER TUBE: PAIR COIL • NEO COIL

• Length: 20m coil • Type "O" copper with 0.8 or 1.0mm thickness • Temperature range -40 to 120C • Also suitable for hot water system



WALL CORNER
For Wall Inlet/Outlet
Wall Corner.



SLIMDUCT SD
Composed of bottom section and upper section(cover). They can be installed very simply by first fixing bottom section to the wall, then setting the pipes and wires and lastly putting the cover.



PAIR COIL/ NEO COIL
PAIR COIL: Pre-insulated twin sized copper piping
NEO COIL: Pre-insulated single sized copper piping
Developed to achieve an labour savings, upgraded appearance and to rationalise inventory control.



SLIM CORNER 90
For Flat Surface



SLIM JOINT
Straight Fitting



END COVER
Duct End Treatment



WIDE APPLICATION



OUTDOOR UNIT INSTALLATION

PLAROCK



Air-conditioner setting block made of plastic resin, light weight, weather resistance and max. load. Safety design to allow bolting of outdoor unit with one touch precluding movement.

DRAIN HOSE

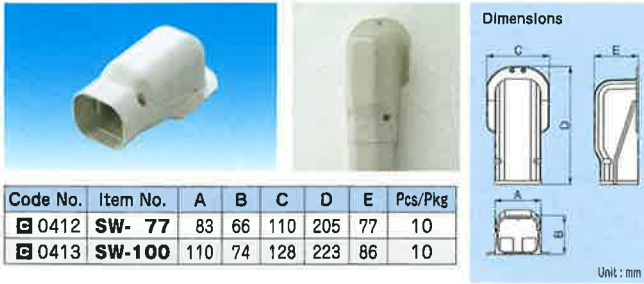


Fifty meter boxed coils of corrugated, flexible plastic drain hose with convenient segmented "cut points" every meter.

Contact:

INABA DENKI SANGYO CO., LTD
4-11-14, ITACHIBORI, NISHI-KU, OSAKA, JAPAN 550-0012
TEL: +81 (0) 6-4391-1920 / FAX: +81 (0) 6-4391-1935
E-MAIL: overseas@inaba.co.jp
URL : <http://www.INABA-DENKO.com/>

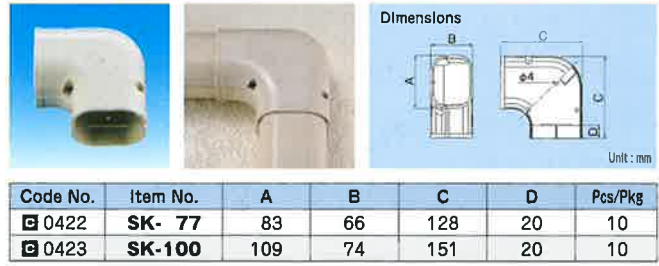
SW WALL INLET



Code No.	Item No.	A	B	C	D	E	Pcs/Pkg
0412	SW-77	83	66	110	205	77	10
0413	SW-100	110	74	128	223	86	10

Unit : mm

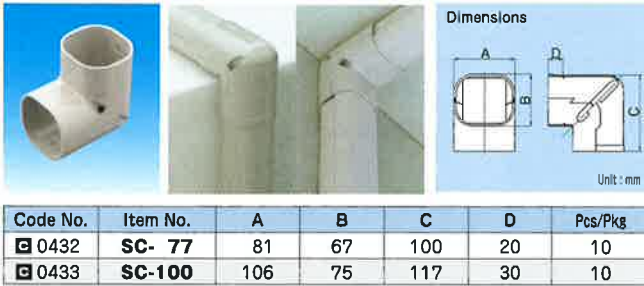
SK 90° FLAT ELL



Code No.	Item No.	A	B	C	D	Pcs/Pkg
0422	SK-77	83	66	128	20	10
0423	SK-100	109	74	151	20	10

Unit : mm

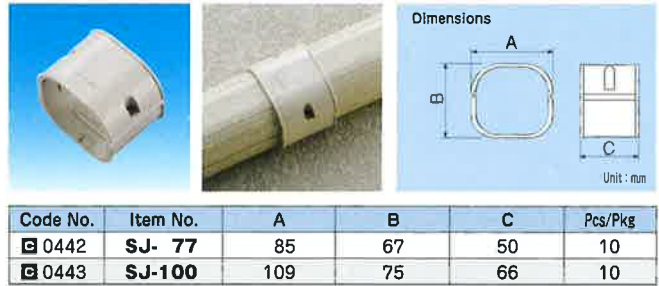
SC 90° VERTICAL ELL



Code No.	Item No.	A	B	C	D	Pcs/Pkg
0432	SC-77	81	67	100	20	10
0433	SC-100	106	75	117	30	10

Unit : mm

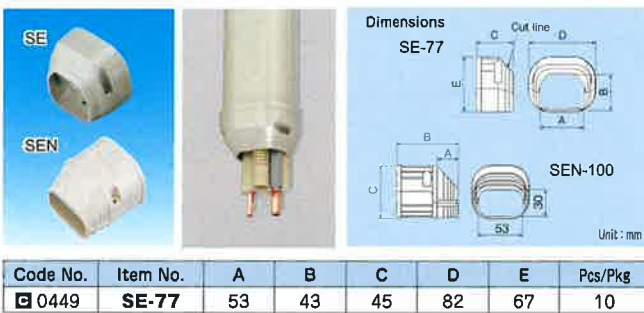
SJ COUPLER



Code No.	Item No.	A	B	C	Pcs/Pkg
0442	SJ-77	85	67	50	10
0443	SJ-100	109	75	66	10

Unit : mm

SE/SEN END FITTING



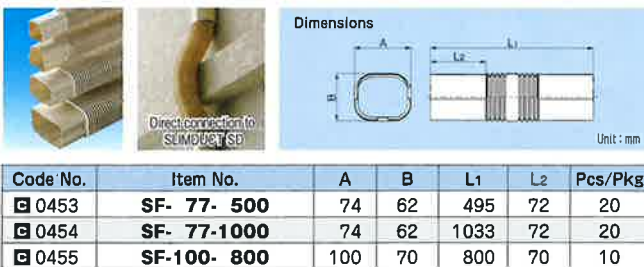
Code No.	Item No.	A	B	C	D	E	Pcs/Pkg
0449	SE-77	53	43	45	82	67	10

Unit : mm

Code No.	Item No.	A	B	C	Pcs/Pkg
0488	SEN-100	56	112	76	10

Unit : mm

SF FLEXIBLE ELL with End Cuffs



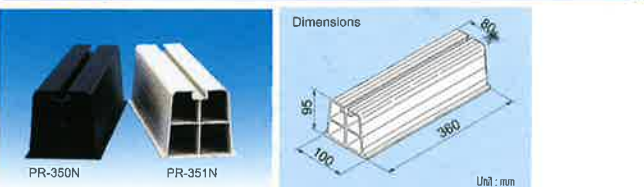
Code No.	Item No.	A	B	L1	L2	Pcs/Pkg
0453	SF-77-500	74	62	495	72	20
0454	SF-77-1000	74	62	1033	72	20
0455	SF-100-800	100	70	800	70	10

Unit : mm

• Material ... PE(77), PP(100)

PR PLAROCK

Condenser Riser



Code No.	Item No.	Color	Allowable load (N[kgf])	Attached bolt	Pcs/Pkg
14260	PR-350N	Black	1,372 [140]	Dacrotized	20
14310	PR-351N	Ivory			

• Material ... PVC **Caution** • Use only within a temperature range of -10°C to 50°C

LC PP CONDENSER RISER



Code No.	Item No.	Pcs/Pkg
14670	LC-360N	50

- Specifications**
- Material ... PP
 - Color ... Ivory
 - Temperature Range ... -10°C to 50°C (Surface temperature)
 - Allowable Load ... 588N (60kgf: When using 2pcs at the level)

Caution

- SLIMDUCT NSD IS NOT WATERPROOF. To waterproof, seal all longitudinal and lateral seams, screw heads and wall penetration with weatherproof sealant or putty.
- SLIMDUCT NSD duct and fittings are suitable for use and storage within a temperature range of -20°C to 60°C. Deformation may occur at temperatures exceeding 60°C. Protect SLIMDUCT installation from direct and radiant heat.
- When attaching SLIMDUCT to wall, USE ONLY PAN HEAD SCREWS. DO NOT USE FLAT HEAD OR COUNTERSUNK SCREWS AS THEY CAN EXERT TOO MUCH PRESSURE AND CRACK THE PVC MATERIAL.
- Use of impact screwdrivers to attach SLIMDUCT to wall and to tighten fixing screws on fittings is highly discouraged as they can easily overtighten the screws and crack the PVC material. Use hand screwdrivers for precise torque control.
- Use SL-300 STRAP KIT to retain lineset inside duct.