

Crap & Win!
iPad Pro
 Check out our contest!
 suzuka.com.my/promotion | T&C Apply



SUZUKA®
MODENA
COATING
 SPECIAL EFFECT COATING

EDITION
2.2

WALL FINISH PROFESSIONALS
 TAIWAN • MALAYSIA • THAILAND



BRICK & STONE VENEER • TEXTURED PAINT • WALL PANEL • ECES • TEXTURE COATING • PEBBLE STONE COATING



suzuka.com.my
 suzuka.group | Hotline : +6012-258 7388

* Photos of the products shown in this catalogue may vary in color due to lighting condition & printing. We suggest you examine actual product samples before ordering.




MODENA COATING-E2.2-2407

WALL FINISH PROFESSIONALS.


SINCE 1977



MODENA COATING





Suzuka® Modena Coating is a decorative plaster product adopting ceramic color sands and high-tech resin providing seamless coating of a wide range of textures. Use different tools to create different styles from industrial, scandinavian to classic european.




T. Trowel

- Tools:
 - Plastering Trowel
 - Wooden Trowel



MAR-##-R | Random Strands



MAH-##-R | Horizontal Strands



MAV-##-R | Vertical Strands




MH-##-S | Glass Fragment




MM-##-S | Provence Bay




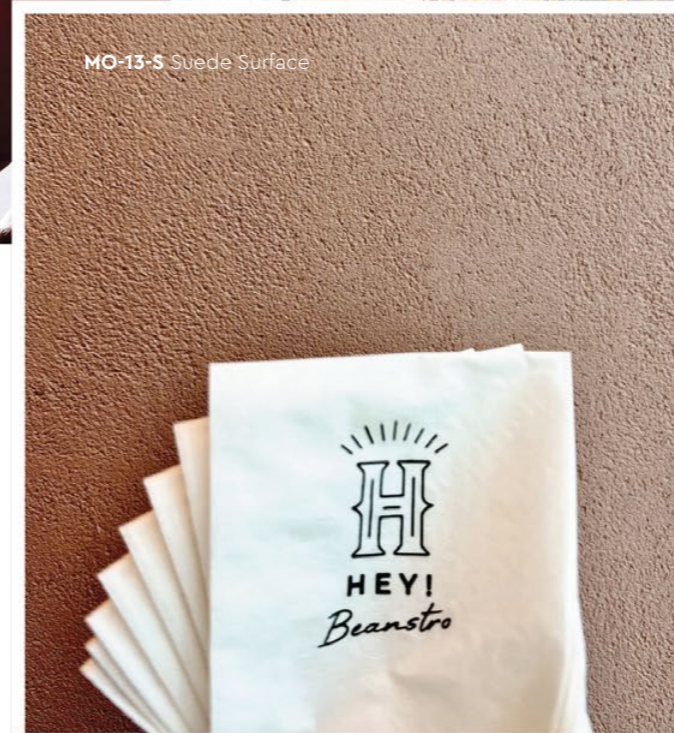
MO-##-S | Suede Surface



MR-##-R | Rough Desert



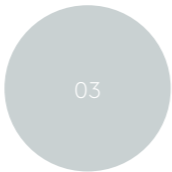
MV-##-R | Moon Surface



See full color pallette on page 15 & 16.

B. Brush

Tools:
- Plastering Trowel
- Brush



MD-##-S | Sand Stone




ME-##-S | Hairlines




MN-##-S | Rainbow Waves




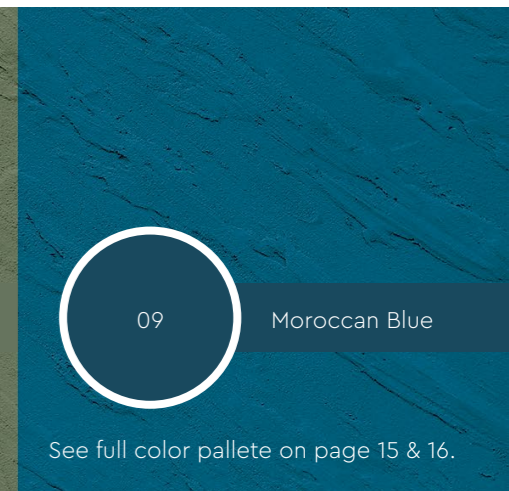
MS-##-S | Sketchy Brush



Iron Pigeon

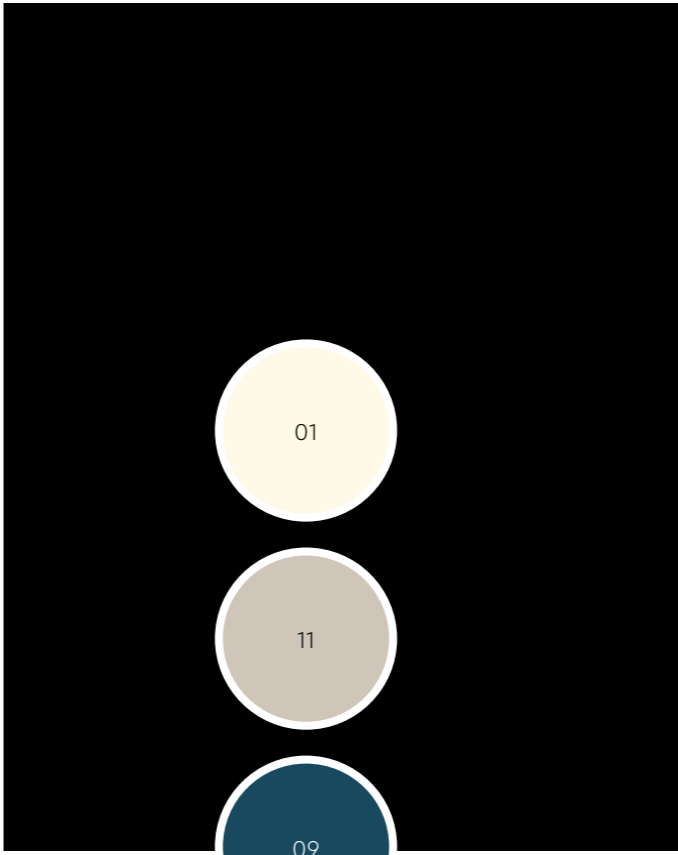


Mossy Forest



Moroccan Blue


See full color pallette on page 15 & 16.



MP-##-R | Linear Rough



MT-##-S | Block Stamp



07 Majestic Green


02 Cotton Cloud

12 Rose Tea

See full color palette on page 15 & 16.


R. Roller

- Tools:
- Plastering Trowel
 - Pattern Roller




S. Spray


- Tools:
- Spray Gun
 - Plastering Trowel
 - Pattern Roller




MC-##-R | Bumpy Spray



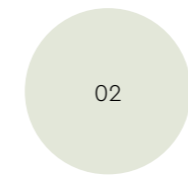
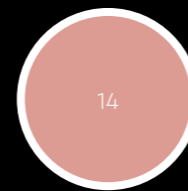
MG-##-R | Stucco Press



MU-##-S | Rocky Stripes



MW-##-F | Fine Spray




C Comb Trowel


- Tools:
- V- Notch Trowel
 - U-Notch Trowel
 - Square Comb Trowel
 - Plastering Trowel

04


12




MF-##-S | Pointed Comb




MK-##-S | Crepe Comb




MQ-##-S | Bar Comb



MX-##-S | Scrape Comb



MF-10-S Pointed Comb




06

Mossy Forest



02

Cotton Cloud



13

Pale Berry

See full color palette on page 15 & 16.



See full color pallette on page 15 & 16.



See full color pallette on page 15 & 16.

MODENA COATING COLOR PALLETTE



01 | Porcelain Powder



02 | Cotton Cloud



09 | Moroccan Blue



10 | Dusty Beige



03 | Steamy River



04 | Iron Pigeon



11 | Taupe Mushroom



12 | Rose Tea



05 | Dark Anchor



06 | Mossy Forest



13 | Pale Berry



14 | Dewy Coral



07 | Majestic Green



08 | Cyan Sea

IMPORTANT NOTE!

All colors shown are as close to the actual Suzuka® Modena Coating colors as modern printing techniques permit, nonetheless, there are still color/tone differences.

We highly recommend seeing actual samples before ordering.

MAR-##-R
Random Strands

Consumption : 2.0 – 2.5 kg/m²
Coverage/drum : 4.0 – 5.0 m²/10kg


Tools:
Wooden & Plastering Trowel



MH-##-S
Glass Fragment

Consumption : 1.5 – 2.0 kg/m²
Coverage/drum : 5.0 – 7.0 m²/10kg


Tools:
Plastering Trowel



MAH-##-R
Horizontal Strands

Consumption : 2.0 – 2.5 kg/m²
Coverage/drum : 4.0 – 5.0 m²/10kg


Tools:
Wooden & Plastering Trowel



MM-##-S
Provence Bay

Consumption : 1.5 – 2.0 kg/m²
Coverage/drum : 5.0 – 7.0 m²/10kg

Tools:
Plastering Trowel



MAV-##-R
Vertical Strands

Consumption : 2.0 – 2.5 kg/m²
Coverage/drum : 4.0 – 5.0 m²/10kg


Tools:
Wooden & Plastering Trowel



MO-##-S
Suede Surface

Consumption : 1.5 – 2.0 kg/m²
Coverage/drum : 5.0 – 7.0 m²/10kg


Tools:
Plastering Trowel



MR-##-R
Rough Desert

Consumption : 3.0 – 3.5 kg/m²
Coverage/drum : 2.9 – 3.3 m²/10kg

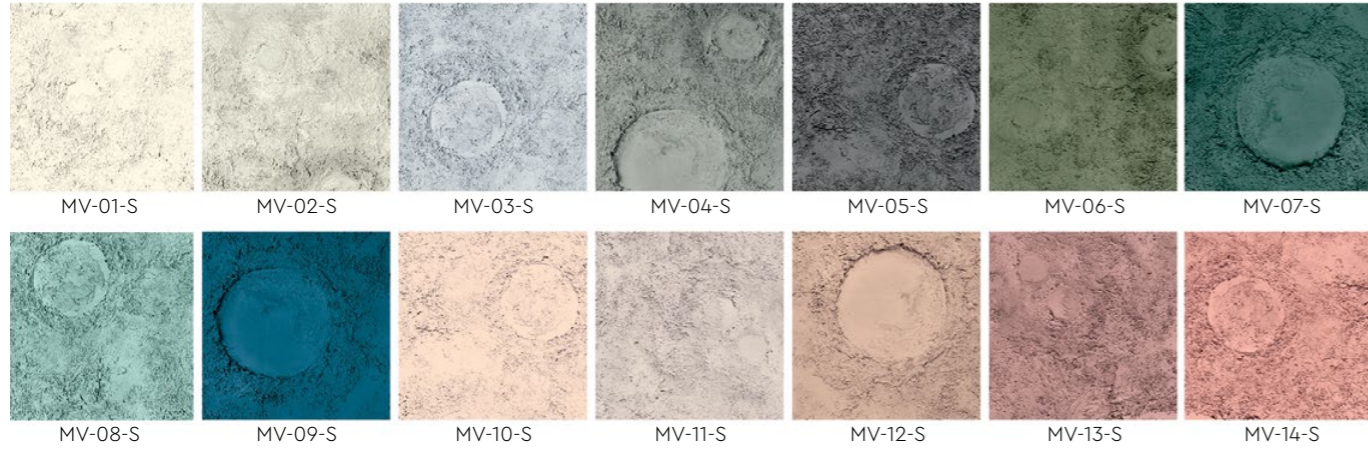
Tools:
Plastering Trowel



MV-##-R
Moon Surface

Consumption : 3.2 – 4.0 kg/m²
Coverage/drum : 2.5 – 3.0 m²/10kg


Tools:
Plastering Trowel, Brush
& Stainless Steel Scourer



MD-##-S
Sand Stone

Consumption : 2.5 – 3.0 kg/m²
Coverage/drum : 3.3 – 4.0 m²/10kg

Tools:
Plastering Trowel & Brush



ME-##-S
Hairlines

Consumption : 1.5 – 2.0 kg/m²
Coverage/drum : 5.0 – 7.0 m²/10kg

Tools:
Plastering Trowel & Brush



MN-##-S
Rainbow Waves

Consumption : 1.5 – 2.0 kg/m²
Coverage/drum : 5.0 – 7.0 m²/10kg

Tools:
Plastering Trowel & Brush



MS-##-S
Sketchy Brush

Consumption : 1.5 – 2.0 kg/m²
Coverage/drum : 5.0 – 7.0 m²/10kg


Tools:
Plastering Trowel & Brush



MP-##-R
Linear Rough

Consumption : 3.2 – 4.0 kg/m²
Coverage/drum : 2.5 – 3.0 m²/10kg


Tools: Plastering Trowel
& Pattern Roller



MG-##-R
Stucco Press

Consumption : 3.0 – 3.5 kg/m²
Coverage/drum : 2.9 – 3.3 m²/10kg

Tools:
Spray Gun & Plastering Trowel



MT-##-S
Block Stamp

Consumption : 2.5 – 3.0 kg/m²
Coverage/drum : 3.3 – 4.0 m²/10kg

Tools: Plastering Trowel
& Pattern Roller



MU-##-S
Rocky Stripes

Consumption : 2.5 – 3.0 kg/m²
Coverage/drum : 3.3 – 4.0 m²/10kg

Tools:
Spray Gun & Pattern Roller



MC-##-R
Bumpy Spray

Consumption : 3.0 – 3.5 kg/m²
Coverage/drum : 2.9 – 3.3 m²/10kg

Tools:
Spray Gun



MW-##-F
Fine Spray

Consumption : 1.5 – 2.0 kg/m²
Coverage/drum : 5.0 – 7.0 m²/10kg



Tools:
Spray Gun



MF-##-S
Pointed Comb

Consumption : 2.0 – 2.5 kg/m²
Coverage/drum : 4.0 – 5.0 m²/10kg



Tools: Plastering Trowel & V-Notch Trowel



MK-##-S
Crepe Comb

Consumption : 3.0 – 3.5 kg/m²
Coverage/drum : 2.9 – 3.3 m²/10kg


Tools: Plastering Trowel & U-Notch Trowel



MQ-##-S
Bar Comb

Consumption : 3.0 – 3.5 kg/m²
Coverage/drum : 2.9 – 3.3 m²/10kg



Tools: Plastering Trowel & Square Comb Trowel



MX-##-S
Scrape Comb

Consumption : 5.0 – 6.0 kg/m²
Coverage/drum : 1.6 – 2.0 m²/10kg

Tools: Plastering Trowel & Square Comb Trowel



APPLICATION PROCESS

1 Surface Preparation

Surface shall be dry and free from dirt, oil, grease and foreign matters.

Surface unevenness, crack, and the like shall be treated with cement filler.

2

Primer

3

Texture Coat

4

Top Coat

Material	EM Primer	Modena Coat	FSI Clear
Dilution	Max 5% with clean water.	Max 5% with clean water.	Ready to use.
Number of Coats	1	1 - 2	1 - 2
Time Interval	3 hours	24 hours	-
Consumption	7 - 9 m ² /l	1.5 - 4.0 kg/m ²	8 - 10 m ² /l/coat
Tools	Spray Gun, Roller OR Brush.	Trowel, Brush, Spray Gun, OR Roller. <i>*Tools depending on type of pattern.</i>	Spray Gun, Roller OR Brush.

PACKING DATA



SPECIFICATION DATA

Code	Name	Tools	EM Primer (m ² /l)	Modena Coat		FSI Clear (m ² /l/coat)
				Consumption (kg/m ²)	Coverage/Drum (m ² /10kgs)	
MAR-##-R	Random Strands	• Plastering Trowel & Wooden Trowel	7 - 9	2.0 - 2.5	4.0 - 5.0	8 - 10
MAH-##-R	Horizontal Strands	• Plastering Trowel & Wooden Trowel	7 - 9	2.0 - 2.5	4.0 - 5.0	8 - 10
MAV-##-R	Vertical Strands	• Plastering Trowel & Wooden Trowel	7 - 9	2.0 - 2.5	4.0 - 5.0	8 - 10
MH-##-S	Glass Fragment	• Plastering Trowel	7 - 9	1.5 - 2.0	5.0 - 7.0	8 - 10
MM-##-S	Provence Bay	• Plastering Trowel	7 - 9	1.5 - 2.0	5.0 - 7.0	8 - 10
MO-##-S	Suede Surface	• Plastering Trowel	7 - 9	1.5 - 2.0	5.0 - 7.0	8 - 10
MR-##-R	Rough Desert	• Plastering Trowel	7 - 9	3.0 - 3.5	2.9 - 3.3	8 - 10
MV-##-R	Moon Surface	• Plastering Trowel, Brush & Steel Scourer	7 - 9	3.2 - 4.0	2.5 - 3.0	8 - 10
MD-##-S	Sand Stone	• Plastering Trowel & Brush	7 - 9	2.5 - 3.0	3.3 - 4.0	8 - 10
ME-##-S	Hairlines	• Plastering Trowel & Brush	7 - 9	1.5 - 2.0	5.0 - 7.0	8 - 10
MN-##-S	Rainbow Waves	• Plastering Trowel & Brush	7 - 9	1.5 - 2.0	5.0 - 7.0	8 - 10
MS-##-S	Sketchy Brush	• Plastering Trowel & Brush	7 - 9	1.5 - 2.0	5.0 - 7.0	8 - 10
MP-##-R	Linear Rough	• Plastering Trowel & Pattern Roller	7 - 9	3.2 - 4.0	2.5 - 3.0	8 - 10
MT-##-S	Block Stamp	• Plastering Trowel & Pattern Roller	7 - 9	2.5 - 3.0	3.3 - 4.0	8 - 10
MC-##-R	Bumpy Spray	• Spray Gun	7 - 9	3.0 - 3.5	2.9 - 3.3	8 - 10
MG-##-R	Stucco Press	• Spray Gun & Plastering Trowel	7 - 9	3.0 - 3.5	2.9 - 3.3	8 - 10
MU-##-S	Rocky Stripes	• Spray Gun & Pattern Roller	7 - 9	2.5 - 3.0	3.3 - 4.0	8 - 10
MW-##-F	Fine Spray	• Spray Gun	7 - 9	1.5 - 2.0	5.0 - 7.0	8 - 10
MF-##-S	Pointed Comb	• Plastering Trowel & V-Notch Trowel	7 - 9	2.0 - 2.5	4.0 - 5.0	8 - 10
MK-##-S	Crepe Comb	• Plastering Trowel & U-Notch Trowel	7 - 9	3.0 - 3.5	2.9 - 3.3	8 - 10
MQ-##-S	Bar Comb	• Plastering Trowel & Square Notch Trowel	7 - 9	3.0 - 3.5	2.9 - 3.3	8 - 10
MX-##-S	Scrape Comb	• Spray Gun & Square Notch Trowel	7 - 9	5.0 - 6.0	1.6 - 2.0	8 - 10

SUZUKA® WALL SEALER PRO

“ Make your wall finishes last longer! ”



Superior primer for concrete, skimmed or masonry surfaces.

This sealer that has good substrate penetration abilities to increase adhesion of product to prevent chalking or peeling off. It has excellent alkaline resistance properties that can prevent efflorescence. It is an ideal base coat for any SUZUKA® or any wall finish products.

Packing Size:

1L 5L 20L

Coverage

6.5 - 8.5 m²/l/coat

Drying Time (hour)

Surface Dry : 1 | Hard Dry : 5 | Recoating : 5
Substrate Temperature: 23°C - 26°C

Suitable for:

- Masonry wall
- Brickwork
- Plaster
- Skimmed Coat
- Asbestos free substrate

Features:

- Excellent alkaline resistance to prevent efflorescence.
- Good for new walls and repainting.
- Prevents skim coat from chalking & peeling off.
- Extremely good penetration.
- Excellent adhesion.
- Exterior and interior use.
- Applicable with brush, roller or spray gun.

Airless Spray

Nozzle 1.8 - 2.0 mm

Spray Angle Degree 65° - 80°

Pressure 210 psi/150kg/cm²

PATTERN TOOLS

Available for order



Stripe Blades Roller



Linear Rough Roller



Block Stamp Roller




V-Notch Trowel



U-Notch Trowel



Square Comb Trowel (Smaller Gap with handle)



Square Comb Trowel (Wider Gap with no handle)