


Crap & Win!
iPad Pro
 Check out our contest!
 suzuka.com.my/promotion | T&C Apply



WALL FINISH PROFESSIONALS
 TAIWAN • MALAYSIA • THAILAND



BRICK & STONE VENEER • TEXTURED PAINT • WALL PANEL • ECES • TEXTURE COATING • PEBBLE STONE COATING



suzuka.com.my
 suzuka.group | Hotline : +6012-258 7388

* Photos of the products shown in this catalogue may vary in color due to lighting condition & printing. We suggest you examine actual product samples before ordering.



LINNEN-E1.3-2307

STRATO[®]
LINNEN

INTERIOR
 TEXTURED PAINTS

- Complies to the
- American California Proposition 65 Standard.
 - LEED, U.S. Green Building Council Standard.



EDITION
1.3

STRATO LINNEN

*Matte
& grainy*



STL



STL 901 - 913

Linnen is designed to add depth, quality and character to any room, it creates a rich look that is also subtle and soft on the eyes. Not only does our texture paint add an aesthetic element to your walls, it also provides a practical benefit by hiding imperfections and flaws.

Made from high-quality materials, our texture paint is available in a range of colors, allowing you to achieve the perfect look for your space. Our paint is also easy to apply, making it the perfect choice for both professional painters and DIY enthusiasts.

Appearance

Low Sheen	● ● ● ● ●	High Sheen
Smooth Texture	● ● ● ● ●	Rough Texture
Matte	● ● ● ● ●	Metallic

Features

• Interior use only



Low VOC & Odor



Green Choice, Water Based & Eco-friendly



Formaldehyde & Lead Free



Crack Resistant



Anti-chalking & Efflorescence



Easy Application & DIY Friendly



Applicable on Ceiling



Easy to Touch Up



Easy Maintenance





Matte Finishing

Complies to the

- American California Proposition 65
- LEED, U.S. Green Building Council Standards

• Recommended for areas larger than 100 sqf

STL-901
Ivory Cream



STL-901

IVORY
CREAM




STL-902

MAGNOLIA
CREAM

STL-902
Magnolia Cream



STL-903 ▶
Sandy Beige



STL-903

SANDY
BEIGE



3 All color shown are as close to the actual SUZUKA® Strato® colors as modern printing techniques permit. Color appearance/finishing may vary according to amount of coats, style of strokes applied and individual painting methods.



STL-904

RIVER
GREY



▲ **STL-904**
River Grey




▲ **STL-905**
Fog Grey



STL-906

FROST
GREY

STL-906 ▶
Frost Grey



STL-905


FOG
GREY



▲ **STL-907**
Thunder Grey

STL-907

THUNDER
GREY



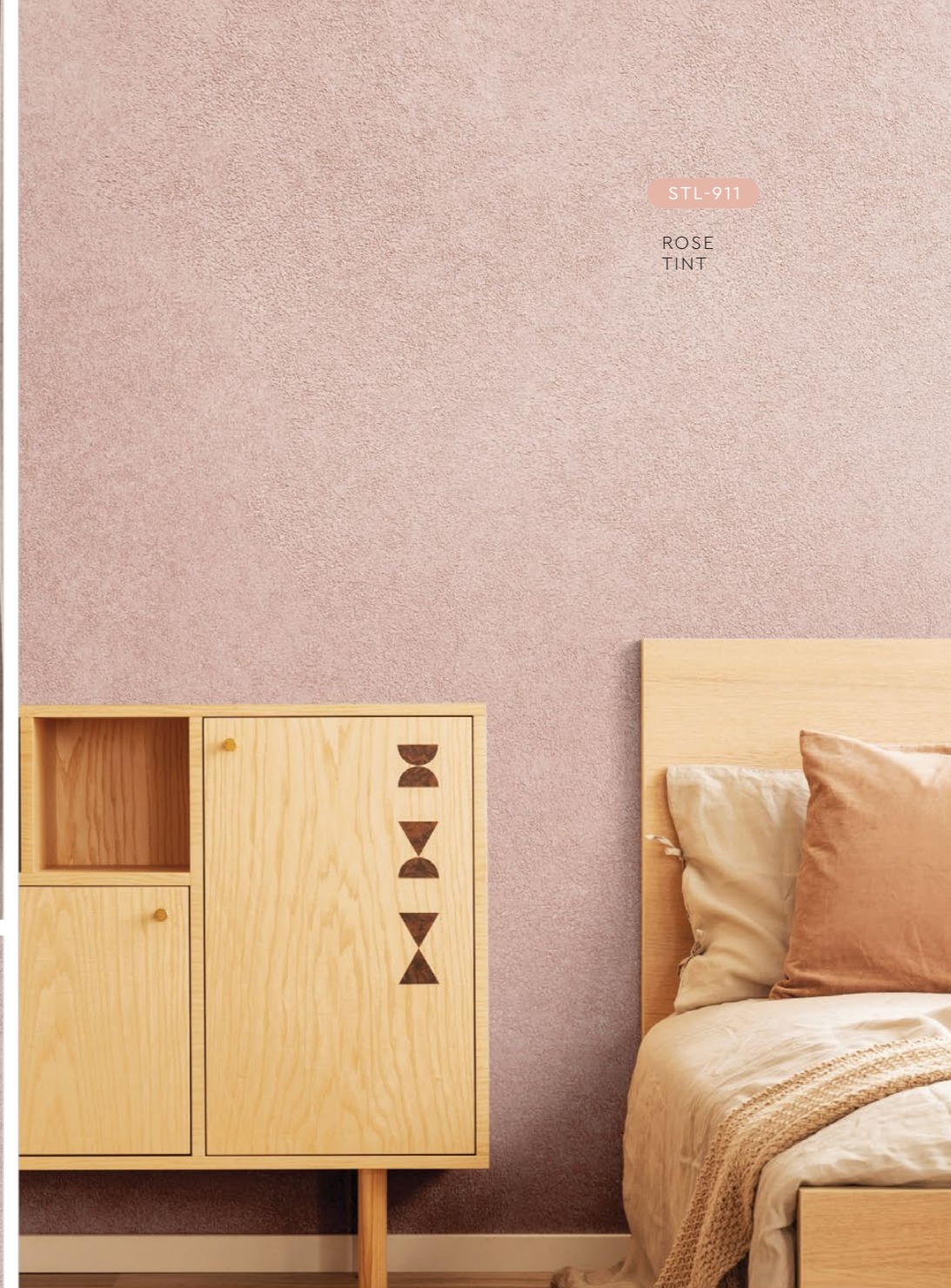
◀ **STL-908**
Smokey Grey



STL-908
SMOKEY
GREY

STL-911

ROSE
TINT




▲ **STL-909**
Lead Grey

STL-909
LEAD
GREY



STL-910

TAUPE
CREPE



▲ **STL-910**
Taupe Crepe

▲ **STL-911**
Rose Tint

STL-912

BURNT ORANGE



▲ STL-912
Burnt Orange

STL-913

CRAFT GREY



▲ STL-913
Craft Grey

Application Technique

Application Video



Preparation:

- Cover the edges of surface that won't be painted by masking it with tape, paper or plastic.
- Clean up the wall surface to ensure it is free from dirt and dust.




1 Primer

Roll 2 layers of primer on the entire surface. Allow 30 minutes to dry between the layers.

(The primer can be diluted with maximum 3% of clean water)

Tool: Paint Roller




2 Texture Coat

Texture Coat (First Layer)

Roll texture coat randomly on the surface. Ensure the whole surface is covered. Let dry.

(Do not Dilute)



Texture Coat (Second Layer)

Roll second layer of texture coat randomly on the surface. Let dry.

(Do not Dilute)

Tool: Linnen Texture Roller

IMPORTANT:

Color may vary on application technique & amount of material used.

Dilution Guide:

Primer : Max 3% of clean water.
Texture : Do not dilute.



Packing Data

1 L	Primer	Coverage (per set)	9 - 10 sqm (Application on Wall & Ceiling)
2 L	Texture Coat		

* Linnen Texture Roller is sold separately

Tools:



Paint Roller



Linnen Texture Roller