

ST45L/ ST56L/ ST80L series

LED Steady/Flashing Tower Lights

Universal LED tower light with a wide selection of audio and visual signaling options according to the application environment and intended use

1 Different sizes of LED steady/flashing lenses

You can select from a variety of indicators depending on the working environment and application needs

Model number	Lens diameter	Lens length
ST45(M)L	45mm	40mm
ST45(M)LF	45mm	40mm
ST56(M)EL	56mm	40mm
ST56(M)ELF	56mm	40mm
ST56(M)L	56mm	70mm
ST56(M)LF	56mm	70mm
ST80(M)EL	80mm	40mm
ST80(M)ELF	80mm	40mm
ST80(M)L	80mm	70mm
ST80(M)LF	80mm	70mm

2 Buzzer and sound patterns with 15 different tones

Concrete messages can be clearly conveyed with the option of 15 types of audible signals

Main	Built-in sound	Channel	Sound patterns
BZ	1 buzzer sound 2 buzzer sounds		Customized 2 tone Buzzer available
WS	5 Warning sounds	Ch1 Ch2 Ch3 Ch4 Ch5	Fire.A-ANG Emergency Ambulance Machinery Fault High Expansion
WM	5 Melodies	Ch1 Ch2 Ch3 Ch4 Ch5	Sweet Home For Elise Cuckoo's Waltz Piano Sonata Turkish March
WA	5 Alarms	Ch1 Ch2 Ch3 Ch4 Ch5	Beep Intermittent Door Chime Phone Ring PI.PI.PI Short Tripping Beat



3 A variety of mounting bracket selection

- Wall mount type model allows for contained and tidy wiring with no exposed wires
- A number of pole mounting stands are available for a variety of environments depending on location and mounting needs
- Specifically, the QL-type and SL-type tower lights can be applied in a variety of environments as it can be folded up to 90 degrees in the horizontal direction. These products can avoid damage due to external forces when movement of the equipment is required
- QLA type offers an easy to use angle adjustment button on the side for angle intervals of 45 to 90 degrees. No additional tools necessary



Mounting Bracket Options

• Wall Mount Brackets

TWS45 TWS80	TWA45 TWA80
Steel	PC

• Pole Mount Brackets

Standard	LB18 LB24	LW18 LW24	QZ18 QZ24	SZ18 SZ24	QL18 QL24	SL18 SL24	QLA18 QLA24
Steel	Steel	PC	PC	Al	PC	Al	PC

* Please refer to page 188-193 for detailed dimensions.

ST45L/ ST56L/ ST80L series

LED Steady/Flashing Tower Lights

Interchangeable Lens Concept

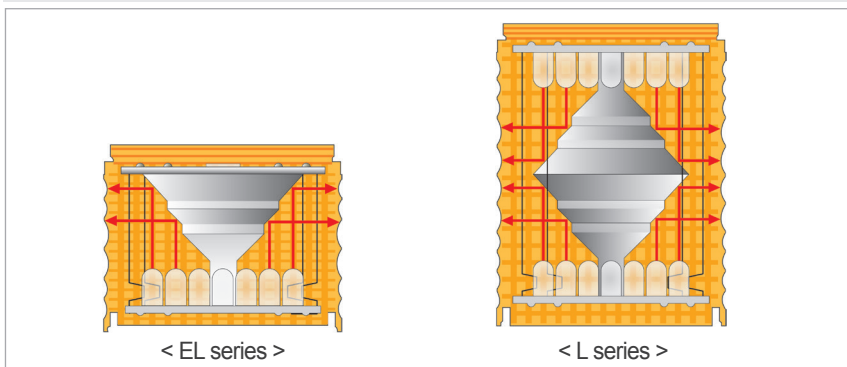
ST45L/ ST56L/ ST80L series product allows for the lens arrangement to be adjusted after removing the bolt that secures the cover. If additional lenses are required for this product please reach out to us. ST45L/ ST56L/ ST80L series can be stacked up to 5 layers.



Common Specifications(ST45(M)L/ ST56(M)EL/ ST56(M)L/ ST80(M)EL/ ST80(M)L)







- LED steady/flashing tower lights
- Long product lifetime of over 20,000hours with the application of a high intensity LED light source
- Can select from size selections of Ø45mm, Ø56mm, and Ø80mm to fit your sophisticated application needs
- A variety of mounting bracket selections for the pole mount type to fit your location and mounting needs
- Built-in buzzer available (Volume : Max 90dB at 1m)
- Built-in alarm available (Volume : Max 85dB at 1m/ Speaker output type)
(Can select from 5 warning sounds, 5 alarms, 5 melodies to fit your application needs)
- Flashing rate : 60-80 flashes/min
- Customized color arrangement available (LED light distribution system and lens is integrated into a combined structure)
- Materials : Lens-AS, Housing-ABS, Pole-AI
- Ambient operating temperature: -30°C to +60°C
- Protection rating : Standard type-IP44, Built-in buzzer type-IP23
- Certificates : CE Compliant, UL Listed
- Compliant with RoHS directive

Reflection System





- Qlight's special light distribution system with multi-tiered reflector provides linear and balanced light transmission to the lens for strong LED illumination throughout the product
- The special light diffusion structure inside the product creates the brightest signal light at the center of the lens

References

Mount type	Sound	Buzzer and sound patterns	Lens dimension				
			Ø45mm H40mm	Ø56mm H40mm	Ø56mm H70mm	Ø80mm H40mm	Ø80mm H70mm
 Direct mount	No sound	Standard	ST45ML(F)	ST56MEL(F)	ST56ML(F)	ST80MEL(F)	ST80ML(F)
	 BUZZER	Built-in buzzer	ST45ML(F)-BZ	ST56MEL(F)-BZ	ST56ML(F)-BZ	ST80MEL(F)-BZ	ST80ML(F)-BZ
	 SPK	5 Warning sounds	ST45ML(F)-WS	ST56MEL(F)-WS	ST56ML(F)-WS	ST80MEL(F)-WS	ST80ML(F)-WS
		5 Melodies	ST45ML(F)-WM	ST56MEL(F)-WM	ST56ML(F)-WM	ST80MEL(F)-WM	ST80ML(F)-WM
 Pole mount	No sound	Standard	ST45L(F)	ST56EL(F)	ST56L(F)	ST80EL(F)	ST80L(F)
	 BUZZER	Built-in buzzer	ST45L(F)-BZ	ST56EL(F)-BZ	ST56L(F)-BZ	ST80EL(F)-BZ	ST80L(F)-BZ
	 SPK	5 Warning sounds	ST45L(F)-WS	ST56EL(F)-WS	ST56L(F)-WS	ST80EL(F)-WS	ST80L(F)-WS
		5 Melodies	ST45L(F)-WM	ST56EL(F)-WM	ST56L(F)-WM	ST80EL(F)-WM	ST80L(F)-WM
		5 Alarms	ST45L(F)-WA	ST56EL(F)-WA	ST56L(F)-WA	ST80EL(F)-WA	ST80L(F)-WA

ST56EL

Ø56mm LED Steady/Flashing Tower Lights



ST56EL series

Built-in buzzer output holes formed on the housing of the product.



Substitute model numbers for discontinued model

Built-in signal sound type, ST56EL-WS, ST56EL-WM, ST56EL-WA are substituted for old model number ST56WEL.

All specifications such as diameter and functions are all the same.

Mounting Bracket

Standard	LB18	LW18	QZ18
Steel	Steel	PC	PC
SZ18	QL18	SL18	QLA18
Al	PC	Al	PC

※ Please refer to page 188-193 for detailed dimensions.

ST56EL Ø56mm Pole Mount, LED Steady/Flashing

Model number	Layer	Voltage	Current	Certificates	Weight	Color
ST56EL ST56EL-BZ ST56EL-WS ST56EL-WM ST56EL-WA ST56ELF ST56ELF-BZ ST56ELF-WS ST56ELF-WM ST56ELF-WA	1	AC/DC12V	0.060A	CE DC only UL DC24V only (buzzer type)	0.41kg	● R-Red
		AC/DC24V	0.040A		0.41kg	
		AC110V	0.044A		0.57kg	
		AC220V	0.022A		0.57kg	
	2	AC/DC12V	0.120A		0.47kg	● R-Red ● G-Green
		AC/DC24V	0.080A		0.47kg	
		AC110V	0.048A		0.62kg	
	3	AC/DC12V	0.180A		0.52kg	● R-Red ● A-Amber ● G-Green
		AC/DC24V	0.120A		0.52kg	
		AC110V	0.053A		0.68kg	
		AC220V	0.026A		0.68kg	
	4	AC/DC12V	0.240A		0.58kg	● R-Red ● A-Amber ● G-Green ● B-Blue
		AC/DC24V	0.160A		0.58kg	
		AC110V	0.057A		0.74kg	
		AC220V	0.028A		0.74kg	
5	AC/DC12V	0.300A	0.63kg	● R-Red ● A-Amber ● G-Green ● B-Blue ● W-White		
	AC/DC24V	0.200A	0.63kg			
	AC110V	0.062A	0.75kg			
	AC220V	0.031A	0.75kg			

- ST56EL Steady
- ST56EL-BZ Built-in buzzer, Steady
- ST56EL-WS Built-in 5 Warning sounds, Steady
- ST56EL-WM Built-in 5 Melodies, Steady
- ST56EL-WA Built-in 5 Alarms, Steady
- ST56ELF Steady/ flashing
- ST56ELF-BZ Built-in buzzer, Steady/ flashing
- ST56ELF-WS Built-in 5 Warning sounds, Steady/ flashing
- ST56ELF-WM Built-in 5 Melodies, Steady/ flashing
- ST56ELF-WA Built-in 5 Alarms, Steady/ flashing

※ Please refer to page 186 for detailed information about selectable sound patterns.

Signal/ Audible Line Current(per each layer)

Voltage	AC/DC12V	AC/DC24V	AC110V	AC220V
Signal line current	0.060A	0.040A	0.044A	0.022A
Audible line current	0.016A	0.031A	0.027A	0.030A

Customization

- 2 buzzer sound types : Both prolonged (beep, beep) and staccato (beep, beep, beep) buzzer output available
- AC type each layer power provided(same wiring DC steady)
- DC24V voltage UL listed product
- Customized pole length available

Ordering Specification

ST56EL	3	220	RAG	LW18
[Model number]	[Layer]	[Voltage]	[Color]	[Mounting bracket]
<ul style="list-style-type: none"> • ST56EL • ST56EL-BZ • ST56EL-WS • ST56EL-WM • ST56EL-WA • ST56ELF • ST56ELF-BZ • ST56ELF-WS • ST56ELF-WM • ST56ELF-WA 	<ul style="list-style-type: none"> • 1-1Layer • 2-2Layers • 3-3Layers • 4-4Layers • 5-5Layers 	<ul style="list-style-type: none"> • 12-DC12V • 24-DC24V • 110-AC110V • 220-AC220V 	<ul style="list-style-type: none"> ● R-Red ● A-Amber ● G-Green ● B-Blue ● W-White 	<ul style="list-style-type: none"> • None • Standard • Bracket • LB18 • LW18 • QZ18 • SZ18 • QL18 • SL18 • QLA18

ST56MEL/ST56EL

Ø56mm LED Steady/Flashing Tower Lights



Technical Diagram

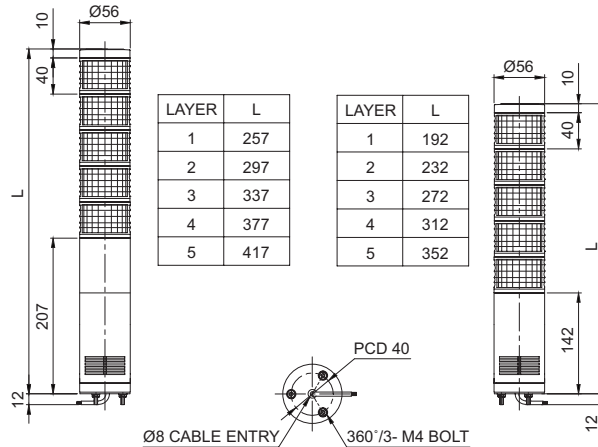
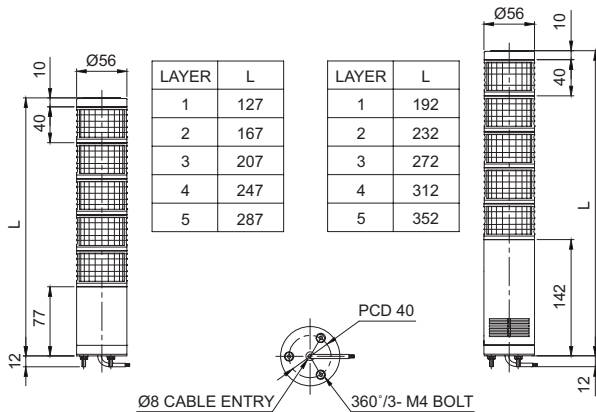
(Units : mm)

ST56MEL : AC/DC
ST56MEL-BZ : DC
ST56MELF : DC

ST56MEL-BZ : AC
ST56MELF-BZ : AC/DC
ST56MELF : AC

ST56MEL-W□ : AC
ST56MELF-W□ : AC

ST56MEL-W□ : DC
ST56MELF-W□ : DC

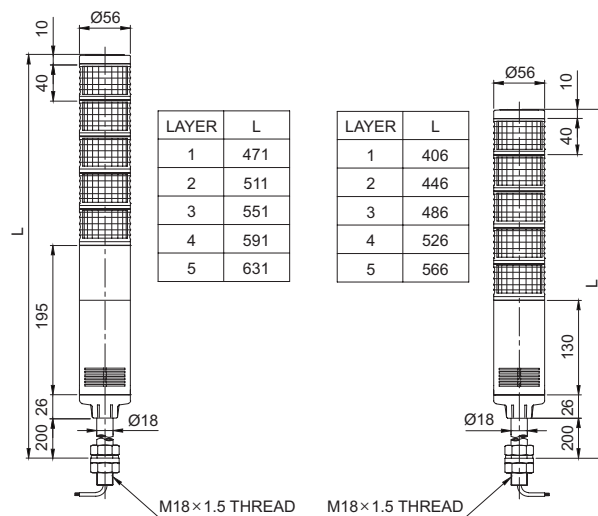
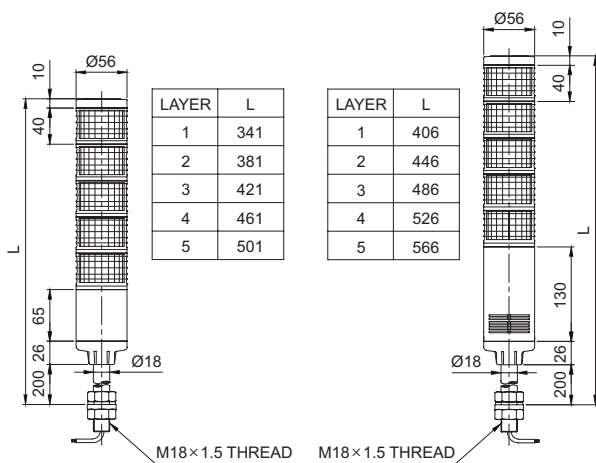


ST56EL : AC/DC
ST56EL-BZ : DC
ST56ELF : DC

ST56EL-BZ : AC
ST56ELF-BZ : AC/DC
ST56ELF : AC

ST56EL-W□ : AC
ST56ELF-W□ : AC

ST56EL-W□ : DC
ST56ELF-W□ : DC



Wiring Instructions

- External power line : UL1015 AWG18(0.75sq)×2C 400mm
- External signal line : UL1007 AWG22(0.3sq) 400mm
- LED tower light can be wired by using transistor and external contact

※ Please refer to page 56-57 for detailed wiring instructions.

ST45L/ST56L/ST80L series

LED Steady/Flashing Tower Lights



Wiring Instructions(using external contact)

- Please wire based on below instructions in case of using external contact.
- Customized AC each layer power supply type wiring is same as DC steady type.

Applied products	Wiring Instructions	Applied products	Wiring Instructions
DC Steady ST45ML ST45L ST56MEL ST56ML ST56EL ST56L ST80MEL ST80ML ST80EL ST80L		AC Steady ST45ML ST45L ST56MEL ST56ML ST56EL ST56L ST80MEL ST80ML ST80EL ST80L	
DC Steady/Flashing ST45MLF ST45LF ST56MELF ST56MLF ST56ELF ST56LF ST80MELF ST80MLF ST80ELF ST80LF		AC Steady/Flashing ST45MLF ST45LF ST56MELF ST56MLF ST56ELF ST56LF ST80MELF ST80MLF ST80ELF ST80LF	
DC/AC Steady Built-in Signal Sound ST45ML ST45L ST56MEL ST56ML ST56EL ST56L ST80MEL ST80ML ST80EL ST80L		DC/AC Steady/Flashing Built-in Signal Sound ST45MLF ST45LF ST56MELF ST56MLF ST56ELF ST56LF ST80MELF ST80MLF ST80ELF ST80LF	

- DC Steady type : External power, External signal line UL1007 AWG22(0.3sq) 400mm
- AC Steady, AC/DC steady/flashing type : External power line UL1015 AWG18(0.75sq)×2C 400mm
External signal line : UL1007 AWG22(0.3sq) 400mm

ST45L/ST56L/ST80L series

LED Steady/Flashing Tower Lights



Wiring Instructions(using transistor)

• In case of wiring by transistor, please make sure if it is NPN type or PNP type. Please carefully follow wiring instruction below.

Applied products	Wiring Instructions		
DC Steady	<p>EXTERNAL TRANSISTOR-NPN</p>	<p>EXTERNAL TRANSISTOR-PNP</p>	
ST45ML ST45L ST56MEL ST56ML ST56EL ST56L ST80MEL ST80ML ST80EL ST80L			
Applied products	Wiring Instructions	Applied products	Wiring Instructions
DC Steady/Flashing	<p>EXTERNAL TRANSISTOR-PNP</p>	AC Steady/Flashing	<p>EXTERNAL TRANSISTOR-PNP</p>
ST45MLF ST45LF ST56MELF ST56MLF ST56ELF ST56LF ST80MELF ST80MLF ST80ELF ST80LF		ST45MLF ST45LF ST56MELF ST56MLF ST56ELF ST56LF ST80MELF ST80MLF ST80ELF ST80LF	
DC/AC Steady Built-in Signal Sound	<p>EXTERNAL TRANSISTOR-NPN</p>	DC/AC Steady/Flashing Built-in Signal Sound	<p>EXTERNAL TRANSISTOR-PNP</p>
ST45ML ST45L ST56MEL ST56ML ST56EL ST56L ST80MEL ST80ML ST80EL ST80L	<ul style="list-style-type: none"> • STXXM(E)L - WS/ WM/ WA same wiring instruction • STXX(E)L - WS/ WM/ WA same wiring instruction • STXXL <ul style="list-style-type: none"> └ Lens diameter 45(45mm) : ST45L 56(56mm) : ST56L 80(80mm) : ST80L 	ST45MLF ST45LF ST56MELF ST56MLF ST56ELF ST56LF ST80MELF ST80MLF ST80ELF ST80LF	<ul style="list-style-type: none"> • STXXM(E)LF - WS/ WM/ WA same wiring instruction • STXX(E)LF - WS/ WM/ WA same wiring instruction • STXXLF <ul style="list-style-type: none"> └ Lens diameter 45(45mm) : ST45LF 56(56mm) : ST56LF 80(80mm) : ST80LF

- DC Steady type : External power, External signal line UL1007 AWG22(0.3sq) 400mm
- AC Steady, AC/DC steady/flashing type : External power line UL1015 AWG18(0.75sq)×2C 400mm
External signal line : UL1007 AWG22(0.3sq) 400mm